




Dainolite



2007

MISSION STATEMENT

Provide the highest quality LED products
at affordable price.

LED Warranty

Dainolite Limited
warrants

that all of its LED products to be free from defect in material and workmanship for a period of **five (5) years** from the date of purchase.

The painted finish of any product will be considered defective in material or workmanship only if there is substantial deterioration, in the form of blistering, cracking, or peeling. The painted finish is not warranted against fading or chalking, as fixtures may naturally fade or chalk over time due to normal aging.

The double-sided tape (adhesive) used on our LED tape lights is not warranted against losing adhesion over time. The adhesive may dry out due to substrate it is attached to, temperature during operation, or poor surface preparation.

This warranty is expressly limited to repair or replacement of defective product only.

Any consequential damages or labour cost arising from a defect are excluded.

The warranty applies to products that have been assembled for use, using only Dainolite Limited components (drivers, harnesses and connectors). If any component in the finished assembly and final use is not supplied by Dainolite Limited, said warranty is not applicable. Not all dimmers are compatible to be used with Dainolite Limited dimmable drivers. Consult product instruction sheet for list of approved dimmers. Use of unapproved dimmers will nullify your warranty. Dainolite Limited obligations under this warranty shall not extend beyond the distributor's initial purchase price of the product. This warranty does not apply to products that have been altered, improperly installed, mishandled or misused. Dainolite Limited will not be responsible, under this warranty, for any failure of the product(s) which result from external causes such as: acts of nature; physical damage; exposure to adverse or hazardous chemical or other substances; use of reactive cleaning agents and/or harsh chemicals to clean the product(s); environmental conditions; vandalism; fire; power failure; improper power supply; power surges or dips; and/or excessive switching; animal or insect activity; fault or negligence of purchaser, any end user of the product(s) and/or any other third party not engaged by Dainolite Limited; improper or unauthorized use, installation, handling, storage, alteration, maintenance or service, including failure to abide by any product classifications or certifications or failure to comply with any applicable standards, codes, product specification sheets or instructions of Dainolite Limited.

This warranty may not be transferred or assigned by the original end user.

DO NOT RETURN THIS PRODUCT TO THE RETAILER

For warranty:

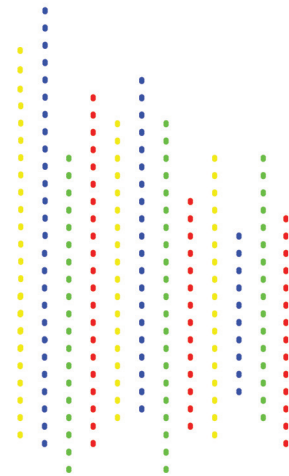
Contact the factory directly in writing: Email dainolite@dainolite.com. Include copy of purchase invoice and describe defect. A factory person will contact you directly to advise what further action will be taken.

For missing hardware or broken parts:

Contact the factory directly in writing: Email dainolite@dainolite.com. The missing or broken parts will be shipped to you directly the same day after receipt of your email (weekends excluded).

TABLE OF CONTENTS

- LED Step / Wall Lights 2 - 9
- LED Wall, Floor and Deck Lights 10 - 11
- Cabinet Lights 12 - 13
- Mini Pot Lights 14 - 15
- Recessed Gimbal 16 - 17
- Aluminum Channels 18 - 19
- Indoor LED Tape Lights 20 - 27
- Wet Location LED Tape 23, 25 - 27
- Colour Adjustable LED Tape 24
- RGB LED Tape Lights 26 - 27
- LED Accessories 28 - 29
- LED Drivers 30 - 32
- LED Tape Controllers 33
- WiFi Controllers. 34
- Clocks 35
- LED Lighted Mirrors 36 - 39
- LED Wall Lamps 40 - 41
- LED Pendants 42 - 45
- LED Flush Mounts 42 - 45
- LED Vanity 46 - 47
- LED Wall Sconces 48
- LED Ceiling Flush Mounts 49





DLEDW-200-BZ



DLEDW-200-BK



DLEDW-200-BA



DLEDW-200-WH



Bella

DLEDW-200 Wall washer Indoor / Outdoor



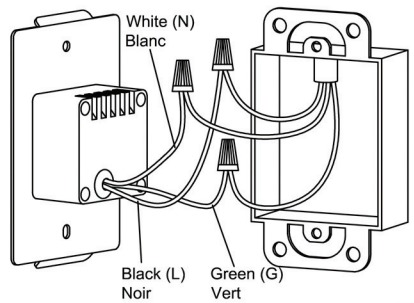
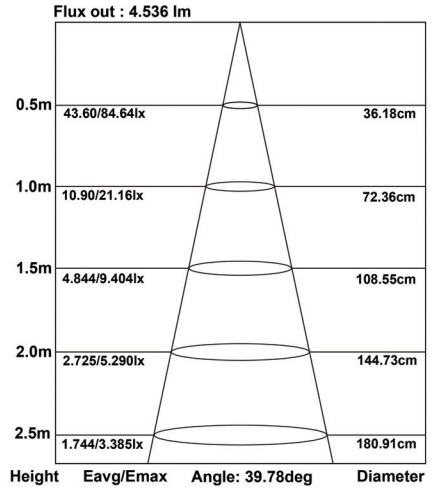
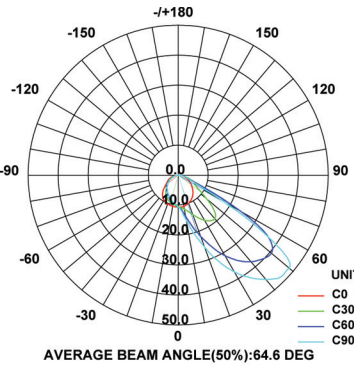
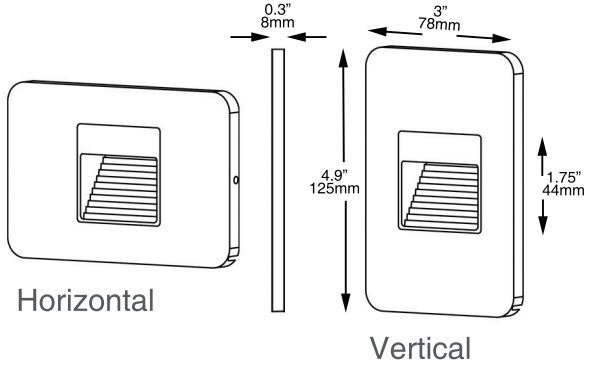
DLEDW-200-BA

Description:

- The "BELLA" wall washer series LED step/wall light is designed for indoor or outdoor wall mount applications using standard 2" (50mm) x 4" (102mm) metal or plastic J-box with minimum inside depth of 2" (50mm). J-box not supplied. IC rated for direct contact with insulating materials. Wet location rated to IP65 standards. Has no visible screws providing clean seamless finish.
- Transposable design allows fixture to be mounted in horizontal or vertical positions. All fixtures assembled and packaged for vertical mounting.

Features:

- Die cast aluminum body with powder coated paint finish.
- Die cast aluminum cut off feature to enable wall wash function.
- Available in Black, White, Bronze or Brushed Aluminum finish.
- Uses 3.3W LED - 2700°K – 85 + CRI.
- 120V direct wiring – multiple fixtures can be wired together in parallel.
- The LED module is removable and can be replaced if required using exactly same binning.
- Includes integral 120V LED driver.
- Smooth and continuous dimming (to 10%) can be achieved using Lutron DVELV-300P and MAELV-600 and Legrand ADTH700.
- 40,000 hour rated life.
- 5 year limited warranty.

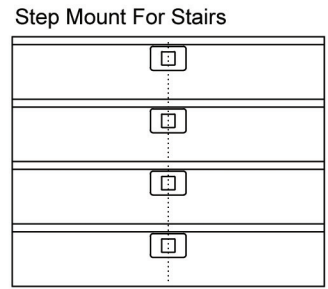
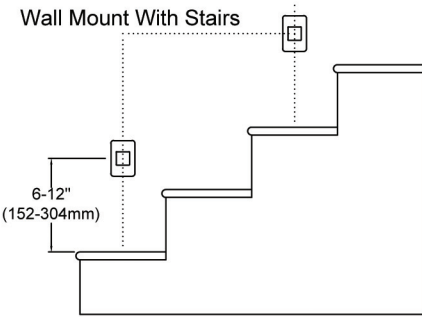


Data:

- Input voltage 120V
- Input power 3.3W
- Input current 0.03A
- Frequency 60Hz
- Min starting temp. -20°C(-4°F)
- CRI 85+
- CCT 2700°K*
- Lumens..... 237Lm

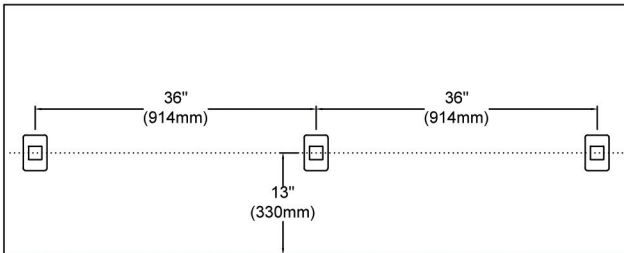
* Please be advised that this series can also be ordered with special lenses to change colour output. Available in Amber, Blue and Red.

Spacing Recommendations



Mount in center of stair as close to the upper tread as possible

Hallways




Bella

DLEDW-234

Indoor / Outdoor



DLEDW-234-BA



DLEDW-234-BK



DLEDW-234-BZ



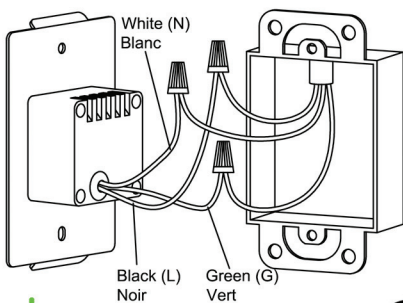
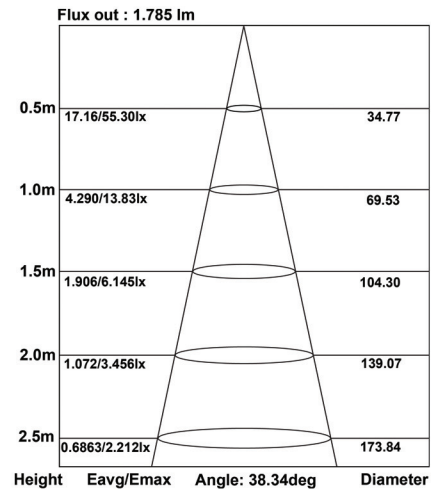
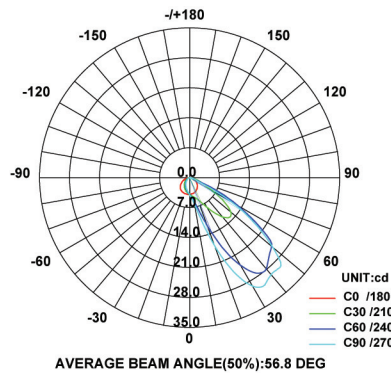
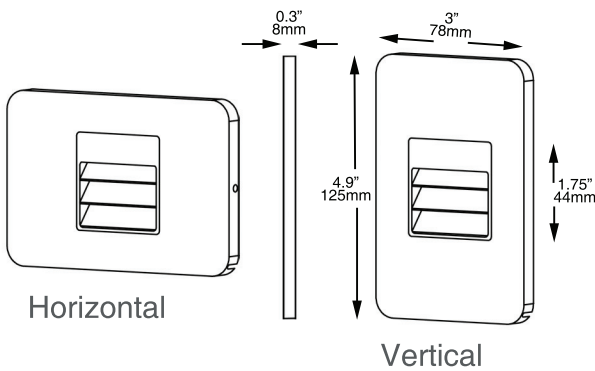
DLEDW-234-WH

Description:

- The "BELLA" series louvre LED step/wall light is designed for indoor or outdoor wall mount applications using standard 2" (50mm) x 4" (102mm) metal or plastic J-box with minimum inside depth of 2" (50mm). J-box not supplied. IC rated for direct contact with insulating materials. Wet location rated to IP65 standards. Has no visible screws providing clean seamless finish.
- Transposable design allows fixture to be mounted in horizontal or vertical positions. All fixtures assembled and packaged for vertical mounting.

Features:

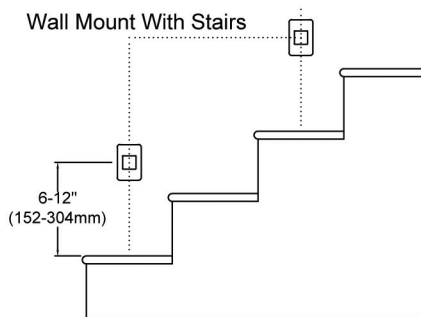
- Die cast aluminum body with powder coated paint finish.
- Die cast aluminum louvre.
- Available in Black, White, Bronze or Brushed Aluminum finish.
- Uses 3.3W LED - 2700°K – 85 + CRI.
- 120V direct wiring – multiple fixtures can be wired together in parallel.
- The LED module is removable and can be replaced if required using exactly same binning.
- Includes integral 120V LED driver.
- Smooth and continuous dimming (to 10%) can be achieved using Lutron DVELV-300P and MAELV-600 and Legrand ADTH700.
- 40,000 hour rated life.
- 5 year limited warranty.



Data:

- Input voltage 120V
- Input power 3.3W
- Input current 0.03A
- Frequency 60Hz
- Min starting temp.-20°C(-4°F)
- CRI 85+
- CCT 2700°K*
- Lumens..... 237Lm

Spacing Recommendations

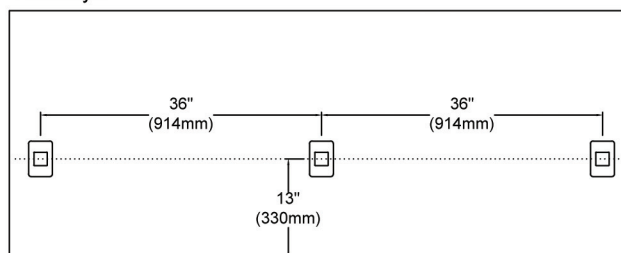


Step Mount For Stairs



Mount in center of stair as close to the upper tread as possible

Hallways



* Please be advised that this series can also be ordered with special lenses to change colour output. Available in Amber, Blue and Red.



Bella

DLEDW-245 Indoor / Outdoor



DLEDW-245-WH

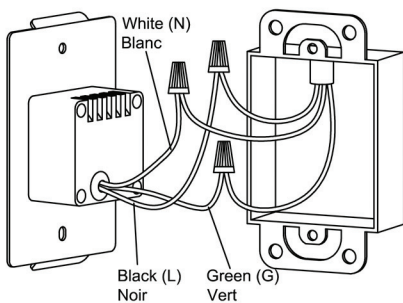
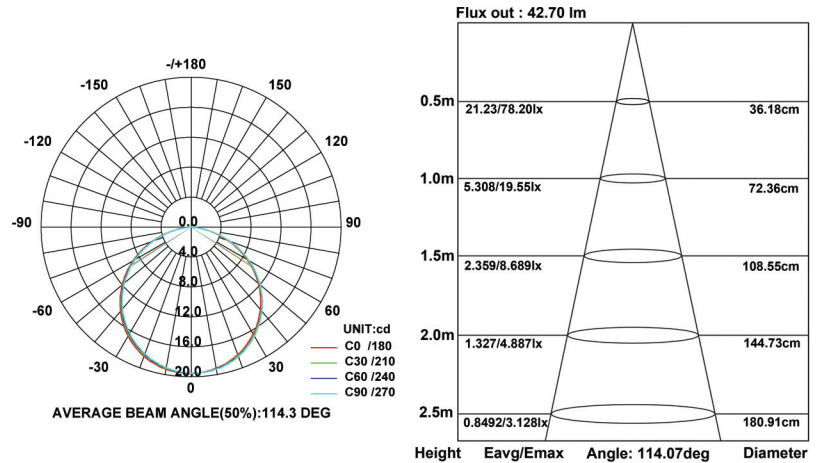
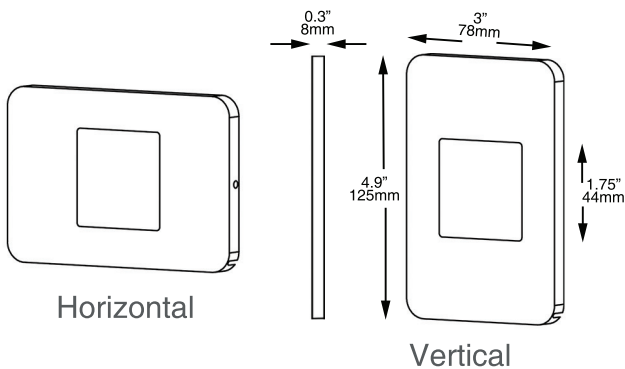


Description:

- The "BELLA" series LED step/wall light is designed for indoor or outdoor wall mount applications using standard 2" (50mm) x 4" (102mm) metal or plastic J-box with minimum inside depth of 2" (50mm). J-Box not supplied. IC rated for direct contact with insulating materials. Wet location rated to IP65 standards. Has no visible screws providing clean seamless finish.
- Transposable design allows fixture to be mounted in horizontal or vertical positions. All fixtures assembled and packaged for vertical mounting.

Features:

- Die cast aluminum body with powder coated paint finish.
- White polycarbonate lens for increased brightness.
- Available in Black, White, Bronze or Brushed Aluminum finish.
- Uses 3.3W LED - 2700°K - 85+ CRI.
- 120V direct wiring - multiple fixtures can be wired together in parallel.
- The LED module is removable and can be replaced if required using exactly same binning.
- Includes integral 120V LED driver.
- Smooth and continuous dimming (to 10%) can be achieved using Lutron DVELV-300P and MAELV-600 and Legrand ADTH700.
- 40,000 hour rated life.
- 5 year limited warranty.

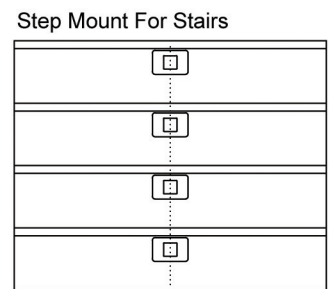
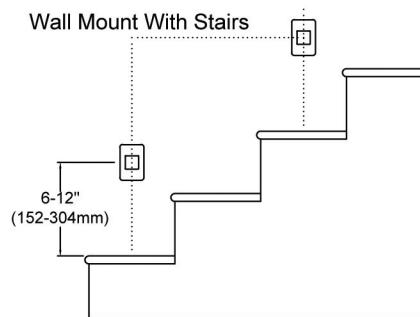


Data:

- Input voltage 120V
- Input power 3.3W
- Input current 0.03A
- Frequency 60Hz
- Min starting temp.-20°C(-4°F)
- CRI 85+
- CCT 2700°K*
- Lumens..... 237Lm

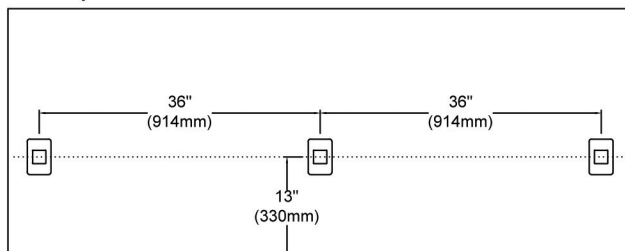
* Please be advised that this series can also be ordered with special lenses to change colour output. Available in Amber, Blue and Red.

Spacing Recommendations



Mount in center of stair as close to the upper tread as possible

Hallways





Laila

DLEDW-300 Indoor / Outdoor



DLEDW-300-BA



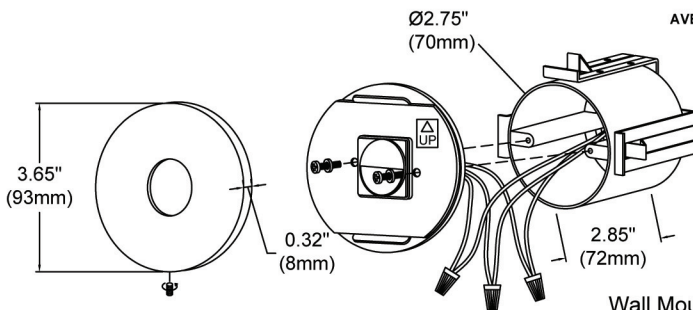
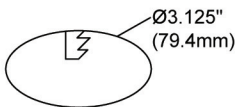
DLEDW-300-BK



DLEDW-300-BZ



DLEDW-300-WH



Data:

- Input voltage 120V
- Input power 3.3W
- Input current 0.03A
- Frequency 60Hz
- Min starting temp.-20°C(-4°F)
- CRI 85+
- CCT 2700°K*
- Lumens..... 237Lm

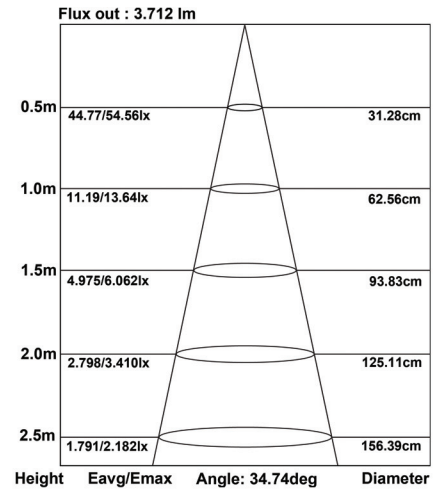
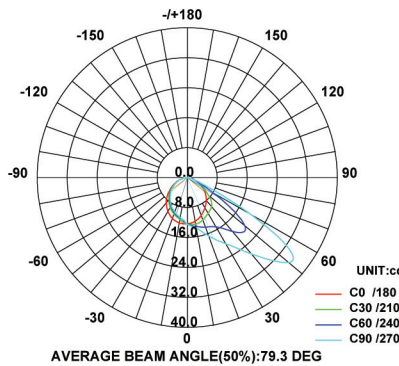
* Please be advised that this series can also be ordered with special lenses to change colour output. Available in Amber, Blue and Red.

Description:

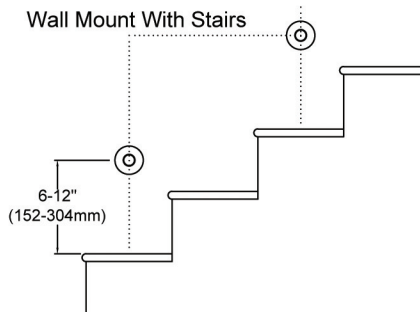
- The "LAILA" series "Half Moon" LED step/wall light is suitable for indoor or outdoor wall mount use. Ideal for retrofit applications. It is much easier to drill 31/8" (79.4mm) hole than cut 2" x 4" rectangle.
- This product is designed to be installed after wall sheeting material has been applied.
- Product supplied with its own plastic UL approved housing.
- Has no visible screws providing clean seamless finish.

Features:

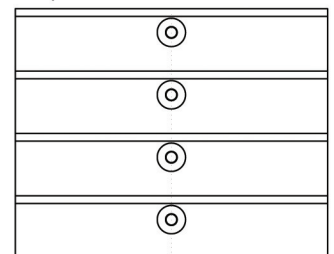
- Die cast aluminum body with powder coated paint finish.
- Polycarbonate white lens.
- Available in Black, White, Bronze or Brushed Aluminum finish.
- Uses 3.3W LED - 2700°K - 85+ CRI - included.
- 120V direct wiring - multiple fixtures can be wired together in parallel.
- The LED module is removable and can be replaced if required using exactly same binning.
- Includes integral 120V LED driver.
- Smooth and continuous dimming (to 10%) can be achieved using Lutron DVELV-300P and MAELV-600 and Legrand ADTH700.
- 40,000 hours rated life.
- 5 year limited warranty.



Spacing Recommendations

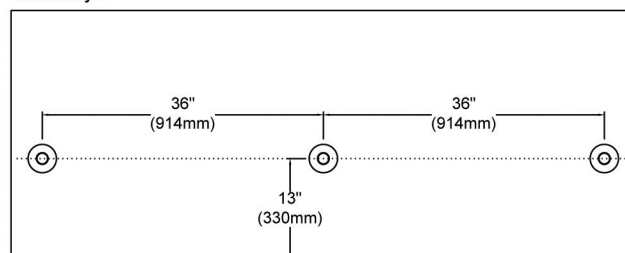


Step Mount For Stairs



Mount in center of stair as close to the upper tread as possible

Hallways



Laila

DLEDW-310 Indoor / Outdoor



DLEDW-310-BK

Description:

- The "LAILA" series "Full Moon" LED step/wall light is suitable for indoor or outdoor wall mount use. Ideal for retrofit applications. It is much easier to drill 31/8" (79.4mm) hole than cut 2" x 4" rectangle.
- This product is designed to be installed after wall sheeting material has been applied.
- Product supplied with its own plastic UL approved housing.
- Has no visible screws providing clean seamless finish.

Features:

- Die cast aluminum body with powder coated paint finish.
- Polycarbonate white lens.
- Available in Black, White, Bronze or Brushed Aluminum finish.
- Uses 3.3W LED - 2700°K – 85 + CRI - included.
- 120V direct wiring – multiple fixtures can be wired together in parallel.
- The LED module is removable and can be replaced if required using exactly same binning.
- Includes integral 120V LED driver.
- Smooth and continuous dimming (to 10%) can be achieved using Lutron DVELV-300P and MAELV-600 and Legrand ADTH700.
- 40,000 hours rated life.
- 5 year limited warranty.



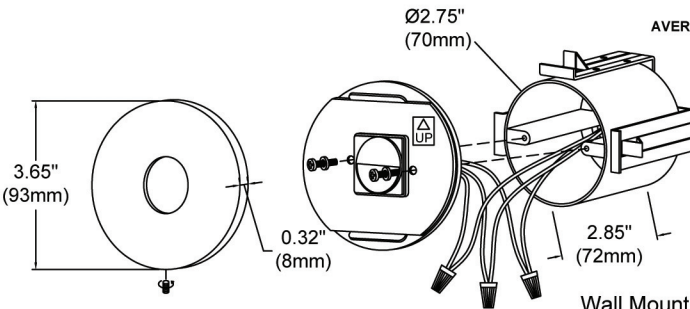
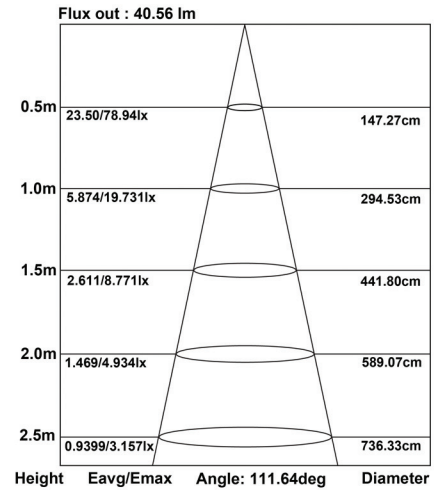
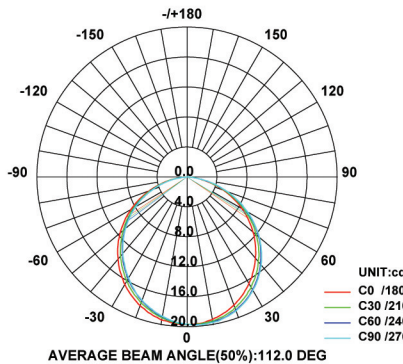
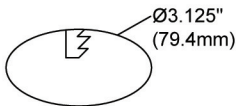
DLEDW-310-BA



DLEDW-310-BZ

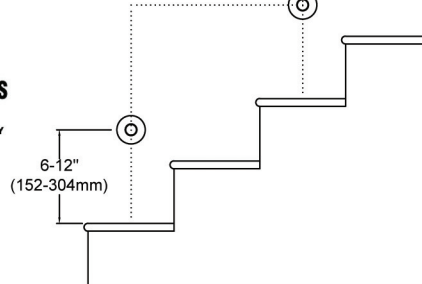


DLEDW-310-WH

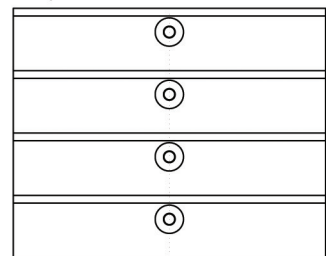


Spacing Recommendations

Wall Mount With Stairs

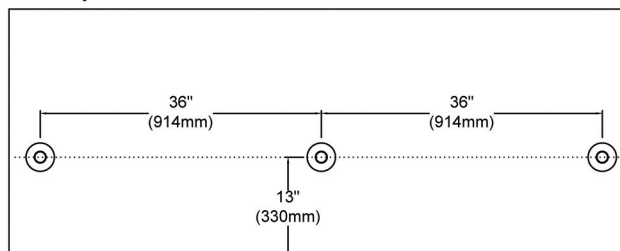


Step Mount For Stairs



Mount in center of stair as close to the upper tread as possible

Hallways



Data:

- Input voltage 120V
- Input power 3.3W
- Input current 0.03A
- Frequency 60Hz
- Min starting temp. ... -20°C(-4°F)
- CRI 85+
- CCT 2700°K*
- Lumens..... 237Lm

* Please be advised that this series can also be ordered with special lenses to change colour output. Available in Amber, Blue and Red.



Laila

DLEDW-330 Indoor / Outdoor



DLEDW-330-BZ



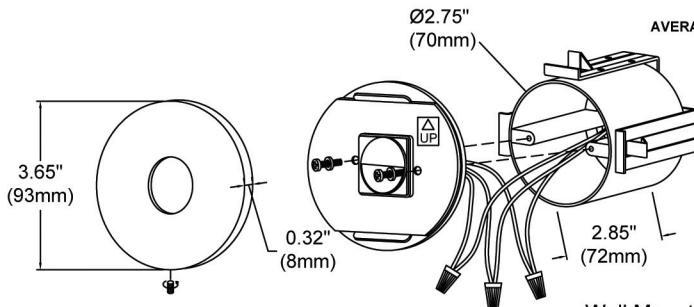
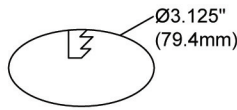
DLEDW-330-BA



DLEDW-330-BK



DLEDW-330-WH

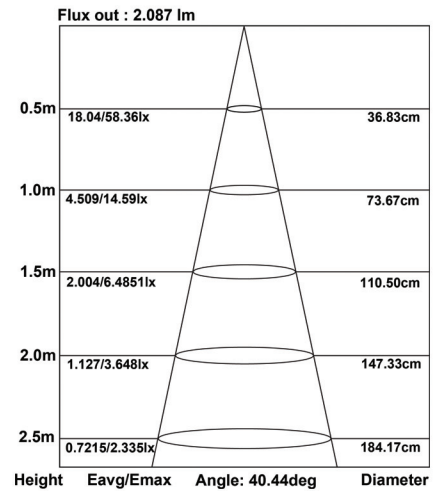
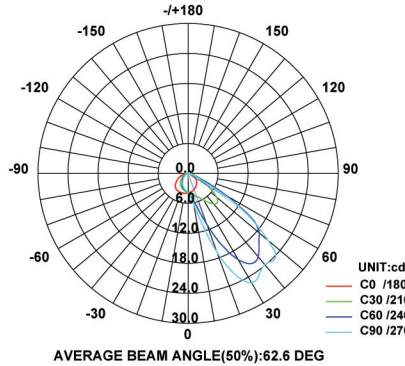


Description:

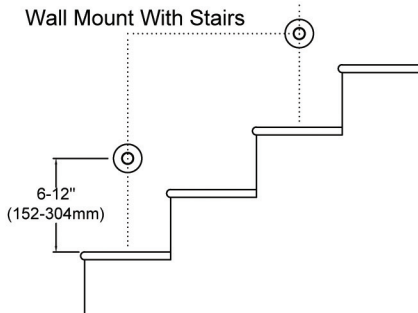
- The "LAILA" series louvre LED step/wall light is suitable for indoor or outdoor wall mount use. Ideal for retrofit applications. It is much easier to drill 31/8" (79.4mm) hole than cut 2" x 4" rectangle.
- This product is designed to be installed after wall sheeting material has been applied.
- Product supplied with its own plastic UL approved housing.
- Has no visible screws providing clean seamless finish.

Features:

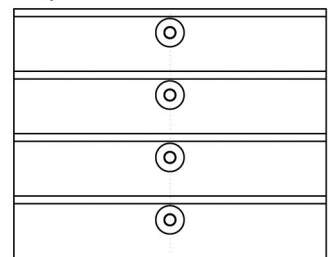
- Die cast aluminum body with powder coated paint finish.
- Die cast aluminum louvre.
- Available in Black, White, Bronze or Brushed Aluminum finish.
- Uses 3.3W LED - 2700°K – 85 + CRI - included.
- 120V direct wiring – multiple fixtures can be wired together in parallel.
- The LED module is removable and can be replaced if required using exactly same binning.
- Includes integral 120V LED driver.
- Smooth and continuous dimming (to 10%) can be achieved using Lutron DVELV-300P and MAELV-600 and Legrand ADTH700.
- 40,000 hours rated life.
- 5 year limited warranty.



Spacing Recommendations

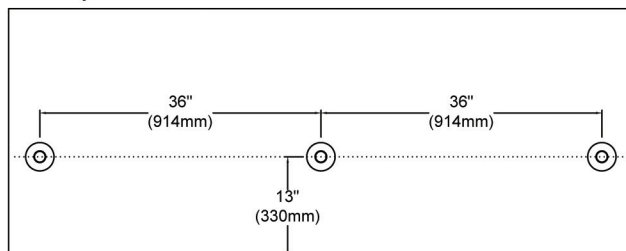


Step Mount For Stairs



Mount in center of stair as close to the upper tread as possible

Hallways



Data:

- Input voltage 120V
- Input power 3.3W
- Input current 0.03A
- Frequency 60Hz
- Min starting temp. ...-20°C(-4°F)
- CRI 85+
- CCT 2700°K*
- Lumens..... 237Lm

* Please be advised that this series can also be ordered with special lenses to change colour output. Available in Amber, Blue and Red.





DLEDW-003

Description:

- Stainless steel lights can be installed indoors or outdoors.
- Used as floor, deck, wall lights, railings, stair risers, pathways and pool decks.
- Boundless versatility.
- Small bundles of light go unnoticed in most installations.
- When on, creates an incredibly pleasing look.
- Designed to be walked upon.

Data:

Output voltage 24V DC
Input power 0.6W
Frequency 60Hz
Min starting temp.-20°C(-4°F)
CRI >70
CCT 2700°K*
Lumens..... 24Lm

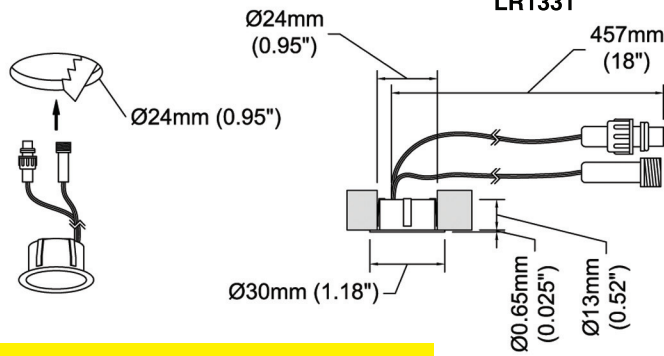


DLEDW-003

Features:

- Polycarbonate and stainless steel construction
- Uses only 0.6 watts of energy
- Emits unobtrusive soft glow
- Totally weatherproof and resilient to being stepped upon
- Can be installed in wood, stone, concrete and drywall
- 3 year limited warranty

Recessed mounting installation



ACCESSORIES (purchased separately)

EC-030 - End cap for last terminal. Use in outdoor applications only.

DCBC-52F - Female DC barrel connector.



DCBC-52M - Male DC barrel connector



PC-300 - Power cable to make connection to driver.



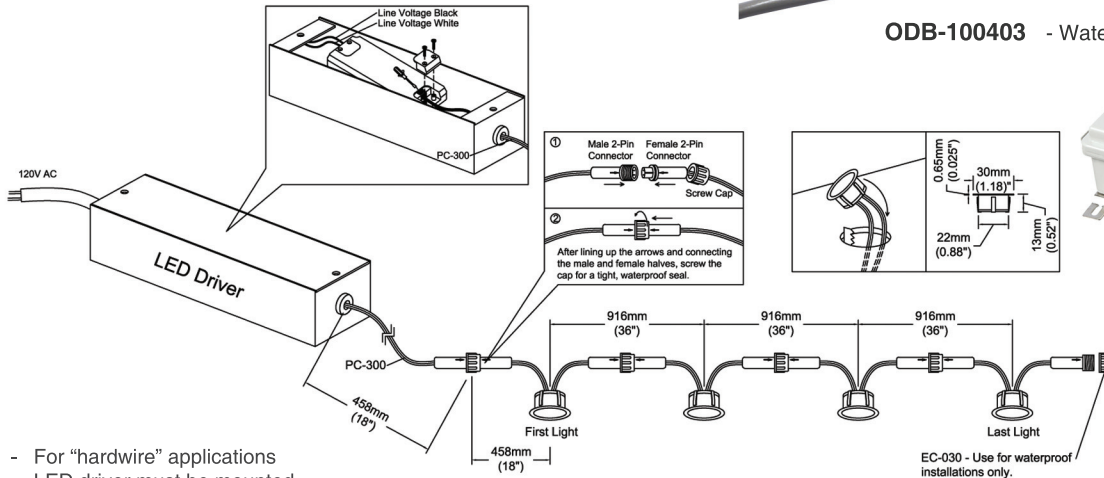
CMG18-16T - Low-voltage wire 18AWM-105C/600V approved for use behind walls in Class II installations. Sold by the foot.



ODB-100403 - Waterproof outdoor LED driver case.



Typical Installation



- For "hardwire" applications LED driver must be mounted in approved metal case.
- Some indoor applications can use plug-in driver. See accessories listing.

LED Power Supply (Class II approved) 24V constant voltage.

Non dimmable Drivers in metal case (Requires PC-300)

- DMDR30-6** - 24V DC, 6W 5x 1.7 x 1.25" (128 x 43 x 32mm)
- DMDR60-16** - 24V DC, 16W 5 x 1.7 x 1.25" (128 x 43 x 32mm)
- DMDR445-30** - 24V DC, 30W 8.7 x 2.9 x 1.8" (221 x 74 x 46mm)
- DMDR445-75** - 24V DC, 75W 8.7 x 2.9 x 1.8" (221 x 74 x 46mm)


Plug-in non dimmable LED Driver (Requires PC-300)

- PIDR-60** - 24V DC, 60W 4.84 x 2.17x 1.38" (123 x 55 x 35mm)
- PIDR-96** - 24V DC, 96W 6.06 x 2.44x 1.50" (154 x 62 x 38mm)

Dimmable Drivers in metal case – to be used only with Lutron DVELV-300P or MAELV-600 and Legrand ADTH700 dimmers

- DMDR43-20** - 24V DC, 20W 8.5 x 2.4 x 1.8" (215 x 62 x 46mm)
- DMDR43-45** - 24V DC, 45W 8.7 x 2.9 x 1.8" (221 x 73 x 45mm)
- DMDR43-96** - 24V DC, 96W 15 x 3 x 2.25" (380 x 77 x 57mm)

Dimmers work best with min. load of 50%. When under this plateau, lights will flash at lowest threshold. Simply notch up dimmer until flashing stops.



HARDWIRE DRIVER



PLUG-IN DRIVER
PIDR60

Warning:

Use only Dainolite Ltd. accessories listed on this page to insure full warranty coverage. Use LED driver to 80% capacity only. This will insure better functionality and longer life.





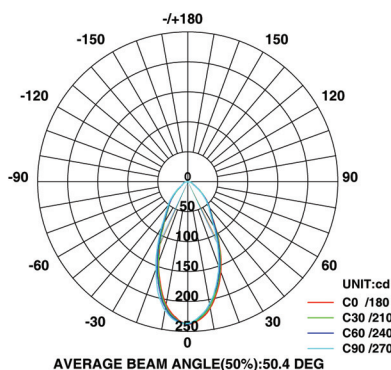
PLED-04

Description:

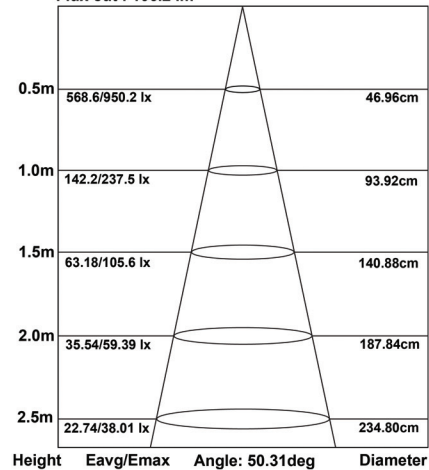
- The PLED-04 series is a stylish Cree, dimmable LED (COB) puck light for indoor use in cabinets, under cabinets, furniture, shelving, display cases and accent lighting.
- Using the chip on board (COB) technology eliminates visible dots in the light output.
- This product produces up to 314 lumens of light while consuming only 4.0 watts of power.
- Using the appropriate wattage 24V constant voltage driver (purchased separately) and a Lutron MAELV-600 or Legrand ADTH700 dimmer (purchased separately) will allow dimming to 10% of maximum output.
- The lights are available in a trio of finish options and one colour temperature. Custom finishes and different colour temperatures can be requested for projects requiring minimum 300 pieces.

Data:

Output voltage 24V DC
 Input power 4W
 Output current 159mA
 Frequency 60Hz
 Min starting temp.-20°C(-4°F)
 CRI 80+
 CCT 3000°K*
 Lumens..... 314Lm



Flux out : 106.2 lm





PLED-04-PC



PLED-04-BK



PLED-04-WH



PLED-04-SN

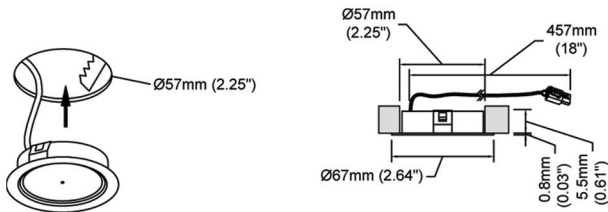
PLED-04 Indoor

Features:

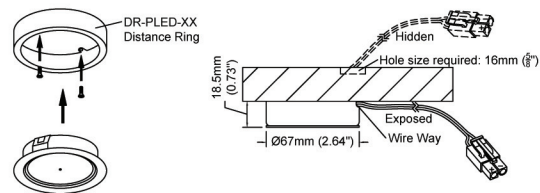
- Easy installation - no bulbs to replace
- Durable steel housing with powder coated White or Black finish, plated Polished Chrome or Satin Nickle finish.
- Die cast aluminum heat sink
- Produces minimal heat keeping displays cool
- Uses 4 Watt CREE-COB (LED) 3000°K - 80+ CRI
- Smooth and continuous dimming (to 10%) can be achieved using appropriate Dainolite 24V driver paired with Lutron MAELV-600 or Legrand ADTH700 dimmer
- Integral lens produces 40° beam pattern
- Designed for recess mounting - friction fit
- Distance ring model DR-PLED-xx available separately allowing surface mounting
- Save energy - uses only 4 watts / 314 Lumens
- No harmful UV rays
- 50,000 hour rated life
- 5 year limited warranty



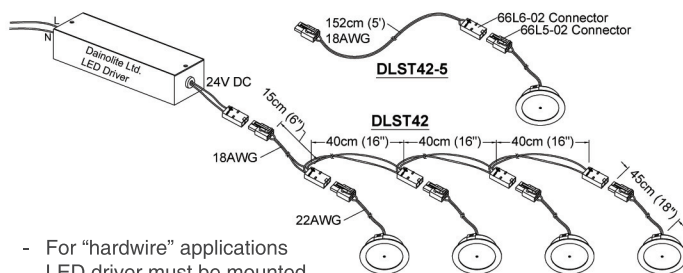
Recessed mounting installation



Surface mount installation



Typical Installation



- For "hardwire" applications LED driver must be mounted in approved metal case.
- Some applications can use plug-in driver. See accessories listing.

ACCESSORIES (purchased separately)

- DLST42** - 4 connector harness 18AWG – 54" (137cm)
- DLST42-5** - Wire harness extension 18AWG – 5' (152cm)
- CMG18-16T** - Low-voltage wire 18AWM-105C/600V approved for use behind walls in Class II installations. Sold by the foot.
- DR-PLED-WH** - White distance ring for PLED-04-WH
- DR-PLED-BK** - Black distance ring for PLED-04-BK
- DR-PLED-PC** - Polished Chrome distance ring for PLED-04-PC

LED Power Supply (Class II approved) 24V constant voltage.

Non dimmable Drivers in metal case

- DMDR30-6** - 24V DC, 6W 5x 1.7 x 1.25" (128 x 43 x 32mm)
- DMDR60-16** - 24V DC, 16W 5 x 1.7 x 1.25" (128 x 43 x 32mm)
- DMDR445-30** - 24V DC, 30W 8.7 x 2.9 x 1.8" (221 x 74 x 46mm)
- DMDR445-75** - 24V DC, 75W 8.7 x 2.9 x 1.8" (221 x 74 x 46mm)

Plug-in non dimmable LED Driver

- PIDR-60** - 24V DC, 60W 4.84 x 2.17x 1.38" (123 x 55 x 35mm)
- PIDR-96** - 24V DC, 96W 6.06 x 2.44x 1.50" (154 x 62 x 38mm)

Dimmable Drivers in metal case – to be only used with Lutron MAELV-600, and Legrand ADTH700 dimmers

- DMDR43-20** - 24V DC, 20W 8.5 x 2.4 x 1.8" (215 x 62 x 46mm)
- *DMDR43-30** - 24V DC, 30W 8.5 x 2.4 x 1.8" (215 x 62 x 46mm)
- *DMDR43-45** - 24V DC, 45W 8.7 x 2.9 x 1.8" (221 x 73 x 45mm)
- DMDR43-96** - 24V DC, 96W 15 x 3 x 2.25" (380 x 77 x 57mm)

Dimmers work best with min. load of 50%. When under this plateau, lights will flash at lowest threshold. Simply notch up dimmer until flashing stops.

*Can also use Lutron DVELV-300P for these drivers



HARDWIRE DRIVER
DMDR43-30



PLUG-IN DRIVER
PIDR60

Warning:

Use only Dainolite Ltd. accessories listed on this page to insure full warranty coverage. Use LED driver to 80% capacity only. This will insure better functionality and longer life.





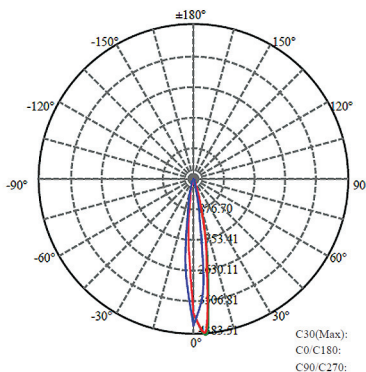
MP-LED-8

Description:

- The MP-LED-8 mini pot light is a fully recessed, dimmable indoor LED fixture which integrates seamlessly into cabinetry. Ideally suited for kitchen or bathroom cabinetry, home entertainment centres, retail windows, nightclubs, and closets.
- Uses 4 x 2 watt Osram high power LED's with full LED optics.
- Produces 460 lumens of light while consuming only 8 watts of power
- Using the appropriate wattage 24V DC constant voltage driver (purchased separately) and a Lutron MAELV-600 or Legrand ADTH700 dimmer will allow dimming to 10% of maximum output
- Available in three painted finishes and one colour temperature. Custom finishes and different colour temperatures can be requested for projects requiring minimum 300 pieces.

Data:

Output voltage 24V DC
 Input power 8W
 Output current 230mA
 Frequency 60Hz
 Min starting temp.-20°C(-4°F)
 CRI 80+
 CCT 3000°K*
 Lumens..... 460Lm



	Center Beam LUX	Beam Width	
		V	H
2m	953.78 lx	50cm	50cm
4m	238.45 lx	100cm	90cm
6m	105.98 lx	140cm	140cm
8m	59.61 lx	190cm	180cm
10m	38.15 lx	240cm	230cm
12m	26.49 lx	290cm	270cm

Vet. Spread: 13.8 Horiz. Spread: 13.1

MP-LED-8



MP-LED-8-BK



MP-LED-8-AL

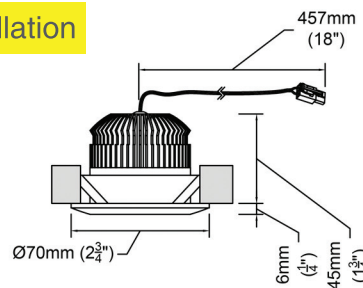
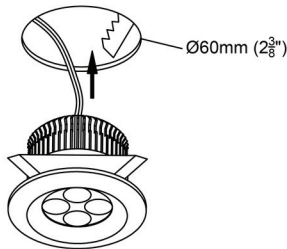


MP-LED-8-WH

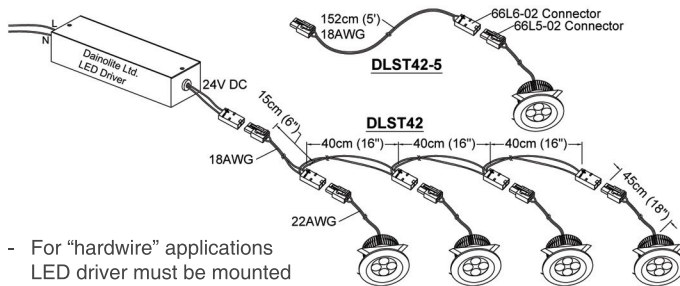
Features:

- Easy installation – no bulbs to replace
- High quality aluminum housing available in three finishes: White, Black and Anodized Aluminum
- Large die cast aluminum heat sink
- Produces minimal heat keeping displays cool
- Uses 4 x 2 watt Osram high power LEDs, with full LED optics 3000K – 80+ CRI
- Smooth and continuous dimming (to 10%) can be achieved using appropriate Dainolite 24V DC driver paired with Lutron MAELV-600 or Legrand ADTH700 dimmer
- Integral lens produces 25° beam spread for a focused spotlight
- Optional 40° lens (LENS-40) purchased separately for a broad floodlight
- Designed for recessed mounting – friction fit
- Recess depth 45mm (1 3/4")
- Save energy – uses only 8 watts / 460 lumens
- No harmful UV rays
- 50,000 hour rated life
- 5 year limited warranty

Recessed mounting installation



Typical Installation



- For "hardwire" applications LED driver must be mounted in approved metal case.
- Some applications can use plug-in driver. See accessories listing.

ACCESSORIES (purchased separately)

- DLST42** - 4 conector harness 18AWG – 54" (137cm)
- DLST42-5** - Wire harness extension 18AWG – 5' (152cm)
- CMG18-16T** - Low-voltage wire 18AWM-105C/600V approved for use behind walls in Class II installations. Sold by the foot.
- LENS-40** - 40° lens

LED Power Supply (Class II approved) 24V constant voltage.

Non dimmable Drivers in metal case

- DMDR60-16** - 24V DC, 16W 5 x 1.7 x 1.25" (128 x 43 x 32mm)
- DMDR445-30** - 24V DC, 30W 8.7 x 2.9 x 1.8" (221 x 74 x 46mm)
- DMDR445-75** - 24V DC, 75W 8.7 x 2.9 x 1.8" (221 x 74 x 46mm)


Plug-in non dimmable LED Driver

- PIDR-60** - 24V DC, 60W 4.84 x 2.17x 1.38" (123 x 55 x 35mm)
- PIDR-96** - 24V DC, 96W 6.06 x 2.44x 1.50" (154 x 62 x 38mm)

Dimmable Drivers in metal case – to be only used with Lutron MAELV-600, and Legrand ADTH700 dimmers

- DMDR43-20** - 24V DC, 20W 8.5 x 2.4 x 1.8" (215 x 62 x 46mm)
- DMDR43-30** - 24V DC, 30W 8.5 x 2.4 x 1.8" (215 x 62 x 46mm)
- DMDR43-45** - 24V DC, 45W 8.7 x 2.9 x 1.8" (221 x 73 x 45mm)
- DMDR43-96** - 24V DC, 96W 15 x 3 x 2.25" (380 x 77 x 57mm)

Dimmers work best with min. load of 50%. When under this plateau, lights will flash at lowest threshold. Simply notch up dimmer until flashing stops.



HARDWIRE DRIVER DMDR43-30



PLUG-IN DRIVER PIDR60

Warning:

Use only Dainolite Ltd. accessories listed on this page to insure full warranty coverage. Use LED driver to 80% capacity only. This will insure better functionality and longer life.





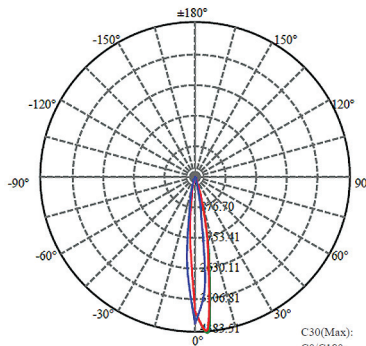
SMP-LED-8

Description:

- The SMP-LED-8 recessed gimbal is a fully recessed, dimmable, indoor LED fixture which integrates seamlessly into cabinetry
- Ideally suited for kitchen or bathroom cabinetry, closets, home entertainment centres, retail windows and nightclubs
- $\pm 25^\circ$ adjustable gimbal allows light to be directed where needed
- Uses 4 x 2 watt Osram high power LEDs with full LED optics
- Produces 460 lumens of light while consuming only 8 watts of power
- These spotlights are perfect for creating an attractive and well-balanced display
- Using the appropriate wattage 24V DC constant voltage driver (purchased separately) and a Lutron MAELV-600 or Legrand ADTH700 dimmer will allow dimming to 10% of maximum output
- Available in three painted finishes one colour temperature. Custom finishes and different colour temperatures can be requested for projects requiring minimum 300 pieces

Data:

Output voltage 24V DC
 Input power 8W
 Output current 230mA
 Frequency 60Hz
 Min starting temp. -20°C(-4°F)
 CRI 80+
 CCT 3000°K*
 Lumens..... 460Lm



	Center Beam LUX	Beam Width	
		V	H
2m	953.78 lx	50cm	50cm
4m	238.45 lx	100cm	90cm
6m	105.98 lx	140cm	140cm
8m	59.61 lx	190cm	180cm
10m	38.15 lx	240cm	230cm
12m	26.49 lx	290cm	270cm

Vet. Spread: 13.8 Horiz. Spread: 13.1

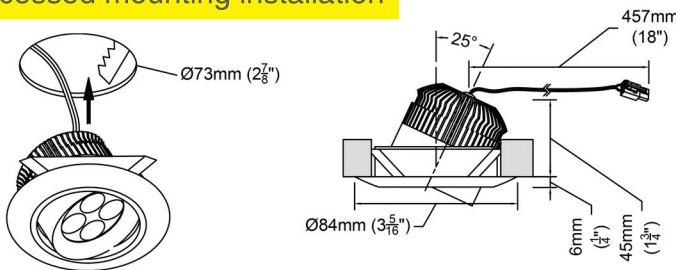


SMP-LED-8

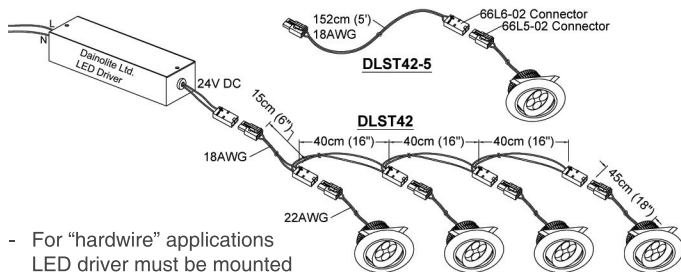


SMP-LED-8-WH


Recessed mounting installation



Typical Installation



- For "hardwire" applications LED driver must be mounted in approved metal case.
- Some applications can use plug-in driver. See accessories listing.



Features:

- Easy installation no bulbs to replace
- High quality aluminum housing available in three finishes: White, Black and Anodized Aluminum
- Large die cast aluminum heat sink
- Produces minimal heat keeping displays cool
- Uses 4 x 2 watt Osram high power LEDs, with full LED optics 3000K, 80+ CRI
- Smooth and continuous dimming (to 10%) can be achieved using appropriate Dainolite 24V DC driver paired with Lutron MAELV-600 or Legrand ADTH700 dimmer
- Integral lens produces 25° beam spread for a focused spot light
- Optional 40° lens (LENS-40) purchased separately for a broad flood light
- ±25° adjustable gimbal allows light to be directed where you want it
- Recess depth 45mm (1 3/4")
- Designed for recessed mounting – friction fit
- Save energy – uses only 8 watts / 460 lumens
- No harmful UV rays
- 50,000 hour rated life
- 5 year limited warranty



ACCESSORIES (purchased separately)

- DLST42** - 4 connector harness 18AWG – 54" (137cm)
- DLST42-5** - Wire harness extension 18AWG – 5' (152cm)
- CMG18-16T** - Low-voltage wire 18AWM-105C/600V approved for use behind walls in Class II installations. Sold by the foot.
- LENS-40** - 40° lens

LED Power Supply (Class II approved) 24V constant voltage.

Non dimmable Drivers in metal case

- DMDR60-16** - 24V DC, 16W 5 x 1.7 x 1.25" (128 x 43 x 32mm)
- DMDR445-30** - 24V DC, 30W 8.7 x 2.9 x 1.8" (221 x 74 x 46mm)
- DMDR445-75** - 24V DC, 75W 8.7 x 2.9 x 1.8" (221 x 74 x 46mm)

Plug-in non dimmable LED Driver

- PIDR-60** - 24V DC, 60W 4.84 x 2.17x 1.38" (123 x 55 x 35mm)
- PIDR-96** - 24V DC, 96W 6.06 x 2.44x 1.50" (154 x 62 x 38mm)

Dimmable Drivers in metal case – to be only used with Lutron MAELV-600, and Legrand ADTH700 dimmers

- DMDR43-20** - 24V DC, 20W 8.5 x 2.4 x 1.8" (215 x 62 x 46mm)
- DMDR43-30** - 24V DC, 30W 8.5 x 2.4 x 1.8" (215 x 62 x 46mm)
- DMDR43-45** - 24V DC, 45W 8.7 x 2.9 x 1.8" (221 x 73 x 45mm)
- DMDR43-96** - 24V DC, 96W 15 x 3 x 2.25" (380 x 77 x 57mm)

Dimmers work best with min. load of 50%. When under this plateau, lights will flash at lowest threshold. Simply notch up dimmer until flashing stops.

Warning:

Use only Dainolite Ltd. accessories listed on this page to insure full warranty coverage. Use LED driver to 80% capacity only. This will insure better functionality and longer life.



Dainolite aluminum extrusions allow the customer to create clean and professional custom fixture solutions using flexible LED strips.

We offer a wide variety of profiles providing contemporary solutions in a durable and dust proof fixture.

Dainolite offers turnkey solutions – provide exact measurements, LED tape wattage and CCT.

We will quote and provide complete package. Submit “Custom LED Spec Sheet”.

Description:

- All extrusions are available in anodized aluminum finish.
- **Custom painted colours are available by special order and quoted price.**
- Every extrusion includes a white plastic frosted lens.
- Available in three pre-cut lengths or custom cut to suit installation.
- Extrusions can be attached to any substrate directly using screws (not supplied) or clips (purchased separately).

Features:

- Flexibility to build custom solutions using LED tape.
- Aluminum extrusions are suitable for indoor or outdoor applications.
- Using extrusions with tape not only protects the LED tape but also acts as excellent heat sink to extend the life of LEDs.
- Ideal for both horizontal and vertical mounting.
- Perfect solution for inside cabinets, under cabinets, work stations, closets, exhibits and furniture.



Inside cabinet lighting:

- Using LD-TRK-LPF1 extrusion mounted with screws directly to back panel
- Light source provided by Dainolite LED tape DLT-4827 4.8W/M – 2700K
- Glass shelves centered over extrusion
- End caps not used providing clean seamless appearance



Inside cabinet lighting:

- Using LD-TRK-LPD1 extrusion mounted with screws directly to back panel
- Light source provided by Dainolite LED tape DLT-17327 17.3W/M – 2700K
- Inside corners of glass shelf mitered to 45° so that glass fits tight to back of cabinet
- End caps not used providing clean seamless appearance





Under cabinet lighting:

- Using LD-TRK-LPB1 extrusion mounted with screws directly to fascia of cabinet bottom
- Cabinet has false bottom to allow wires to be routed to the back wall and then directed to top of cabinet for connection to driver and power source
- Light source provided by Dainolite LED tape DLT-17335 17.3W/M – 3500K
- End caps not used providing clean seamless appearance

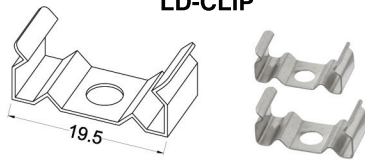


Under cabinet lighting:

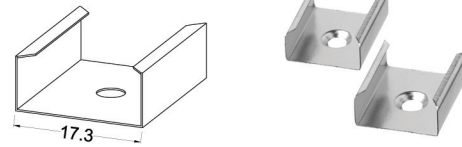
- Using LD-TRK-LPB1 extrusion placed into routed-out channel in panel (min 3/4" – 19mm thickness)
- False bottom in this application covered a 2" cavity
- Dainolite driver DMDR445-30 was connected to power and installed in this cavity
- False bottom must be removable to meet electrical code requirements in all jurisdictions
- Light source provided by Dainolite LED tape DLT-1734 17.3W/M – 4000K
- End caps not used providing clean seamless appearance



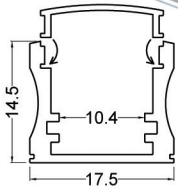

LD-CLIP



LD-C1-CLP


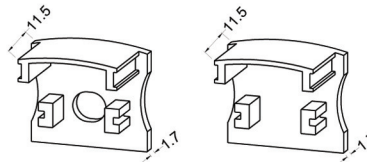


LD-TRK-LPA1 SERIES

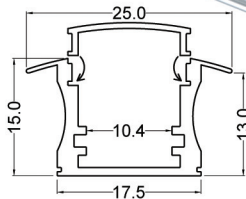


LD-TRK-LPA1-3 - 3M (118.11") - deep "U" extrusion
LD-TRK-LPA1-2 - 2M (78.74") - deep "U" extrusion
LD-TRK-LPA1-1 - 1M (39.37") - deep "U" extrusion
LCUT-LPA1 - deep "U" extrusion cut to exact length and mitre
LD-LPA1-EC - plastic end caps sold in pairs (screws not included)
LD-CLIP - metal mounting clip sold in pairs (screws not included)

LD-LPA1-EC



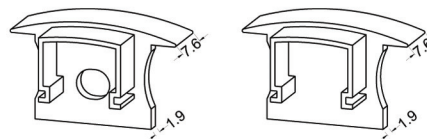
LD-TRK-LPB1 SERIES



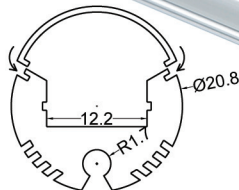
LD-TRK-LPB1-3 - 3M (118.11") - designed for recessed mounting
LD-TRK-LPB1-2 - 2M (78.74") - designed for recessed mounting
LD-TRK-LPB1-1 - 1M (39.37") - designed for recessed mounting
LCUT-LPB1 - designed for recessed mounting, cut to exact length and mitre

LD-LPB1-EC - plastic end caps sold in pairs, friction fit
LD-CLIP - metal mounting clip sold in pairs (screws not included)

LD-LPB1-EC



LD-TRK-LPC1 SERIES


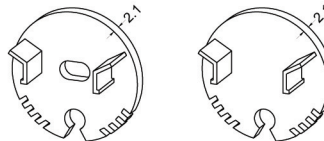


LD-TRK-LPC1-3 - 3M (118.11") - round extrusion
LD-TRK-LPC1-2 - 2M (78.74") - round extrusion
LD-TRK-LPC1-1 - 1M (39.37") - round extrusion

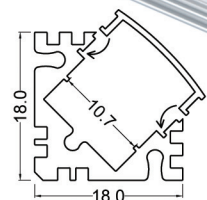
LCUT-LPC1 - round extrusion cut to exact length and mitre

LD-LPC1-EC - plastic end caps sold in pairs, friction fit
LD-C1-CLP - metal mounting clip sold in pairs (screws not included)

LD-LPC1-EC



LD-TRK-LPD1 SERIES

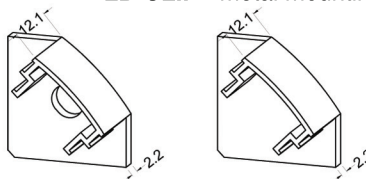


LD-TRK-LPD1-3 - 3M (118.11") - 45° corner extrusion
LD-TRK-LPD1-2 - 2M (78.74") - 45° corner extrusion
LD-TRK-LPD1-1 - 1M (39.37") - 45° corner extrusion

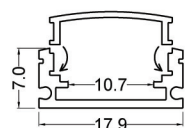

LCUT-LPD1 - 45° corner extrusion cut to exact length and mitre

LD-LPD1-EC - plastic end caps sold in pairs, friction fit
LD-CLIP - metal mounting clip sold in pairs (screws not included)

LD-LPD1-EC



LD-TRK-LPF1 SERIES

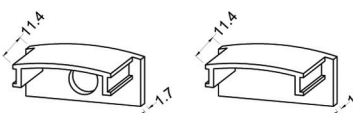


LD-TRK-LPF1-3 - 3M (118.11") - shallow "U" extrusion
LD-TRK-LPF1-2 - 2M (78.74") - shallow "U" extrusion
LD-TRK-LPF1-1 - 1M (39.37") - shallow "U" extrusion

LCUT-LPF1 - shallow "U" extrusion cut to exact length and mitre

LD-LPF1-EC - plastic end caps sold in pairs, friction fit
LD-CLIP - metal mounting clip sold in pairs (screws not included)

LD-LPF1-EC



Dainolite indoor tape lights can be used in a wide variety of applications. Their flexibility and self-adhesive features allows them to be used anywhere in and on furniture and other usually inaccessible places creating exciting effects.

We only offer 24V low voltage tapes in a variety of colours and specific colour temperatures as well as different wattages.

Tapes can be purchased in 5M (16.4') rolls or cut to size as required.



Features:

- 24V DC operation – allows for longer runs using single driver Class II certified.
- Tapes are field cuttable (to almost any size) limited only in length by total wattage consumption of 80 watts and the cutting increment of the specific tape.
- All tapes come with 3M™ adhesive backing for easy installation. Please be advised that although 3M™ tape is the best available it does not adhere well to porous or unfinished surfaces like unpainted wood, unfinished granite or stone or concrete. For these applications we offer base tape model **ST-66** (sold separately).
- All tapes can be dimmed on the primary with select dimmers only, when paired with appropriate wattage dimmable driver. Use only **Lutron MAELV-600, and Legrand ADTH700**.
- All tapes can be dimmed on the low voltage side using our low voltage controls (see tape accessories). Using this option does not require dimmable driver.

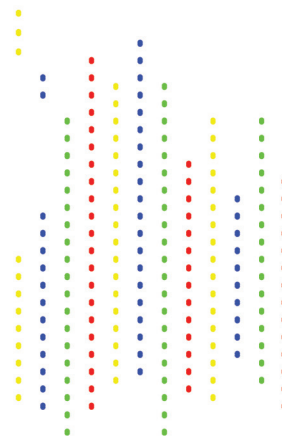


4.8W/M – 24V DC


Features:

- | | |
|-----------------------------|-------------------------------------|
| Tape width.....8mm (0.32") | Cutting increments ...100mm (3.94") |
| Watts per foot.....1.46W/Ft | Watts per meter..... 4.8W/M |
| Reel length.....5M (16.4Ft) | Max run.....15M (49.2Ft) |
| IP rating.....IP33 | LED specs.....2835:60/M |

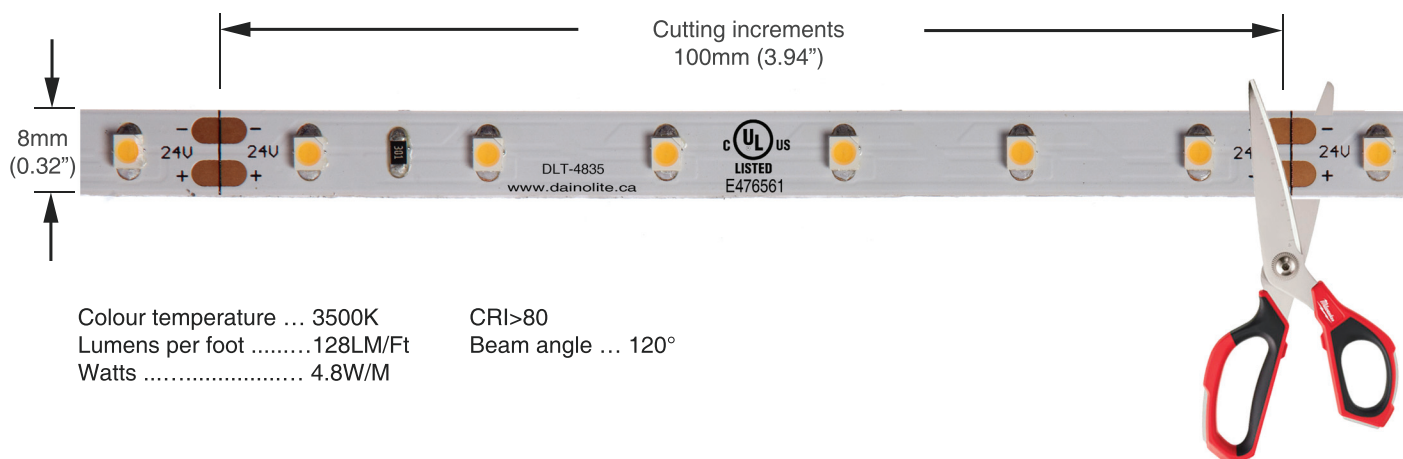
All tapes require LED Driver – sold separately (see accessories)




- DLT-4827** - 5M (16.4Ft) roll with 1M (39.4") lead
 - Female barrel connector **DCBC-53F** – sold separately
- CUTLED-4827** - Cut to size in increments of 100mm (3.94")
 - Wire lead (**CMG18/16T**) length to be specified on "cut sheet" – sold separately
 - Female barrel connector **DCBC-53F** – sold separately




- DLT-4835** - 5M (16.4Ft) roll with 1M (39.4") lead
 - Female barrel connector **DCBC-53F** – sold separately
- CUTLED-4835** - Cut to size in increments of 100mm (3.94")
 - Wire lead (**CMG18/16T**) length to be specified on "cut sheet" – sold separately
 - Female barrel connector **DCBC-53F** – sold separately




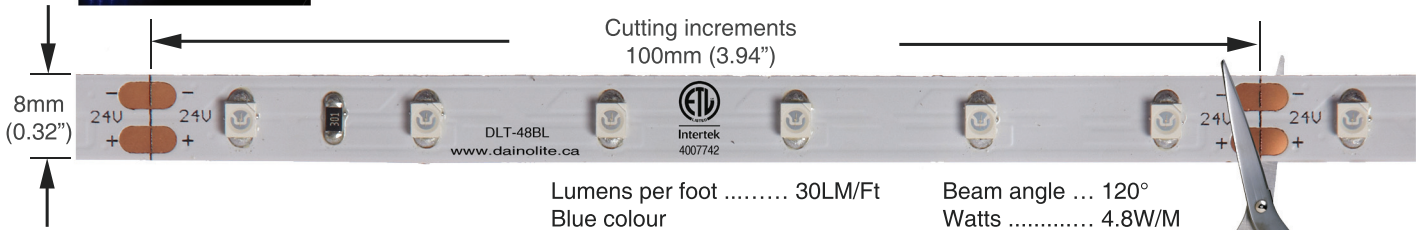
INDOOR LED TAPE LIGHTS




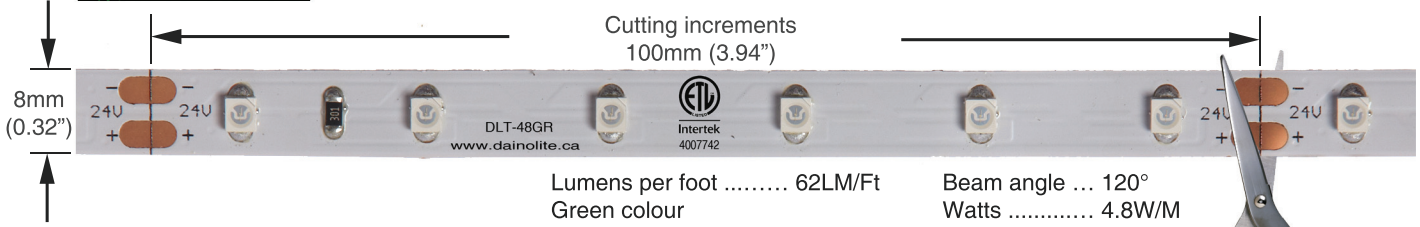
- DLT-48AM** - Amber - 5M (16.4Ft) roll with 1M (39.4") lead
 - Female barrel connector **DCBC-53F** – sold separately
- CUTLED-48AM** - Cut to size in increments of 100mm (3.94")
 - Wire lead (**CMG18/16T**) length to be specified on "cut sheet" sold separately
 - Female barrel connector **DCBC-53F** – sold separately




- DLT-48BL** - Blue - 5M (16.4Ft) roll with 1M (39.4") lead
 - Female barrel connector **DCBC-53F** – sold separately
- CUTLED-48BL** - Cut to size in increments of 100mm (3.94")
 - Wire lead (**CMG18/16T**) length to be specified on "cut sheet" sold separately
 - Female barrel connector **DCBC-53F** – sold separately



- DLT-48GR** - Green - 5M (16.4Ft) roll with 1M (39.4") lead
 - Female barrel connector **DCBC-53F** – sold separately
- CUTLED-48GR** - Cut to size in increments of 100mm (3.94")
 - Wire lead (**CMG18/16T**) length to be specified on "cut sheet" sold separately
 - Female barrel connector **DCBC-53F** – sold separately



- DLT-48RD** - Red - 5M (16.4Ft) roll with 1M (39.4") lead
 - Female barrel connector **DCBC-53F** – sold separately
- CUTLED-48RD** - Cut to size in increments of 100mm (3.94")
 - Wire lead (**CMG18/16T**) length to be specified on "cut sheet" sold separately
 - Female barrel connector **DCBC-53F** – sold separately



DLT-2748 6.48W/M – 24V DC

Ideal for damp locations.

Tape covered in heat shrink sleeve for IP65 rating.

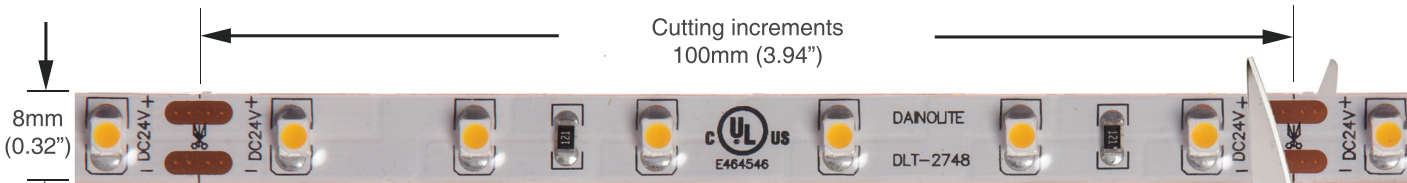
Ideal for applications in kitchens and bathrooms where contact with water or steam is possible.

Originally designed for use on "Toe Kicks" in kitchens and bathrooms.



DLT-2748 - 5M (16.4Ft) roll with 1M (39.4") lead
 - Female barrel connector **DCBC-53F** – sold separately

CUTLED-2748 - Cut to size in increments of 100mm (3.94")
 - Wire lead (**CMG18/16T**) length to be specified on "cut sheet" – sold separately
 - Female barrel connector **DCBC-53F** – sold separately



Features:

Tape width..... 8mm (0.32")
 Watts per foot.....1.98W/Ft
 Lumens per foot ...154LM/Ft
 Reel length.....5M (16.4Ft)
 IP rating.....IP67
 LED specs.....2835:60/M

Colour temperature ... 2700K
 Watts per meter 6.4W/M
 Lumens per meter510LM/M
 Cutting increments.... 100mm (3.94")
 Max run.....12M (39.4Ft)
 CRI>90
 Beam Angle120°



COLOUR ADJUSTABLE LED TAPE

DLT-2760

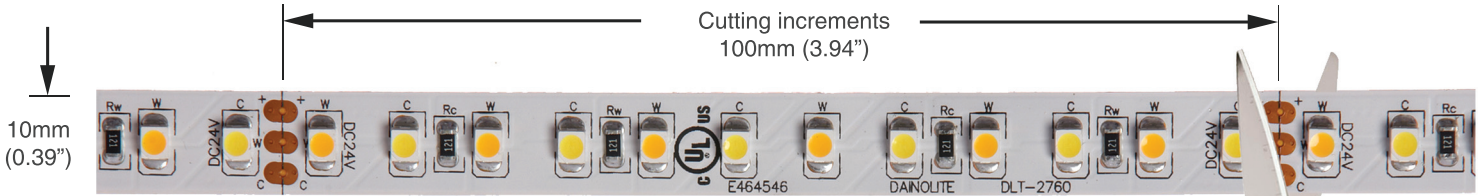
12.5W/M – 24V DC

This tape gives user full control of white colour temperature – from 2700K – 6000K.
 Ideal for dressing rooms and areas where colour adjustment enhances the subject.
 This tape requires a 24V DC driver and compatible controller for operation (see accessories).



- DLT-2760** - 5M (16.4Ft) roll with 1M (39.4") lead
- Requires **CB-CTT** colour temperature controller - sold separately. Must be wired directly into controller.

- CUTLED-2760** - Cut to size in increments of 100mm (3.94")
- Wire lead (**CMG18/16T**) length to be specified on "cut sheet" – sold separately
- Wired directly into controller.



Features:

Tape width..... 10mm (0.39")
 Watts per foot.... 4.4W/Ft
 Reel length..... 5M (16.4Ft)
 IP rating..... IP33
 CRI>90

Colour temperature ... 2700K-6000K
 Lumens per foot 154-318LM/Ft
 Watts 14.4W/M

CRI>90
 Beam angle ... 120°

Cutting increments 100mm (3.94")
 Watts per meter..... 14.4W/M
 Max run..... 6M (19.7Ft)
 LED specs..... 1210:120/M
 Colour temp 2700K-6000K
 Beam Angle 120°



INDOOR VERSION 17.3W/M – 24V DC This high wattage architectural grade 24V DC tape delivers high quality lighting and accurate colour rendering. This design incorporates a 25mm (1.09") cutting increment. This feature allows complete light coverage, end to end, in any application (helps eliminate dark spots at beginning or end of run).

Features:

Tape width.....10mm (0.39")	IP rating..... IP33	Max run..... 5M (16.4Ft)
Watts per foot.....5.27W/Ft	Cutting increments 25mm (1.09")	LED specs..... 5050:72/M
Reel length..... 5M (16.4Ft)	Watts per meter.....17.3W/M	

All tapes require 24V LED Driver – sold separately (see accessories). This tape can be dimmed on the primary using appropriate dimmers with compatible dimmable drivers or on the low-voltage side using accessories made available. All sold separately (see accessories).

10mm (0.39")

Cutting increments 25mm (1.09")

DLT-17327 - 5M (16.4Ft) roll with 1M (39.4") lead
 - Female barrel connector **DCBC-53F** – sold separately

CUTLED-17327 - Cut to size in increments of 25mm (1.09")
 - Wire lead (**CMG18/16T**) length to be specified on "cut sheet" – sold separately
 - Female barrel connector **DCBC-53F** – sold separately

- Colour temperature ... 2700K
- Lumens per foot395LM/Ft
- Watts17.3W/M
- CRI>80
- Beam angle ... 120°

10mm (0.39")

Cutting increments 25mm (1.09")

DLT-17335 - 5M (16.4Ft) roll with 1M (39.4") lead
 - Female barrel connector **DCBC-53F** – sold separately

CUTLED-17335 - Cut to size in increments of 25mm (1.09")
 - Wire lead (**CMG18/16T**) length to be specified on "cut sheet" – sold separately
 - Female barrel connector **DCBC-53F** – sold separately

- Colour temperature ... 3500K
- Lumens per foot417LM/Ft
- Watts17.3W/M
- CRI>80
- Beam angle ... 120°

WATERPROOF VERSION DLT-17335 TAPE

Same technical specifications as previous tape.
 Tape is placed in clear silicone tube and sealed at both ends.
 Field cuttable. Cut end needs to be sealed.
 Use "SILIC" and end cap EC-OD sold separately (see accessories).

13mm (0.51")

Cutting increments 25mm (1.09")

DLT-OD-3517 - 5M (16.4Ft) roll with 1M (39.4") lead
 - To maintain integrity of waterproofing, connections should be made inside walls or by use of waterproof enclosure (**ODB-100403**) – sold separately.

CUTLED-OD35 - Cut to size and sealed in increments of 25mm (1.09")
 - Wire lead (**15XT-OD**) length to be specified on "cut sheet" – sold separately
 - Includes water tight barrel connector

- Colour temperature ... 3500K
- Lumens per foot416LM/Ft
- IP rating.....Waterproof IP65
- CRI>80
- Beam angle ... 120°
- Watts17.3W/M

Outdoor waterproof tapes do not include double sided tape. Special plastic clips are available (**MC-OD**) – sold separately. Waterproof tapes can also be inserted into our aluminum channels (page 19). These will provide additional protection and support.

INDOOR TAPE

10mm (0.39")

Cutting increments 25mm (1.09")

DLT-17340 - 5M (16.4Ft) roll with 1M (39.4") lead
 - Female barrel connector **DCBC-53F** – sold separately

CUTLED-17340 - Cut to size in increments of 25mm (1.09")
 - Wire lead (**CMG18/16T**) length to be specified on "cut sheet" – sold separately
 - Female barrel connector **DCBC-53F** – sold separately

- Colour temperature ... 4000K
- Lumens per foot439LM/Ft
- Watts17.3W/M
- CRI>80
- Beam angle ... 120°



VERY SPECIAL INDOOR LED TAPE

This page includes two very special and unique LED tape lights. Customers have become more discerning and we at Dainolite Ltd. are pleased to address their requirements

SDLT-14430 14.4W/M – 24V DC



Typical dots using:
LD-TRK-LPF1 extrusion and DLT-4827 LED tape.

SDLT-14430 - 5M (16.4Ft) roll with 1M (39.4") lead
- Female barrel connector **DCBC-53F**
(sold separately)

NO DOTS LED



NO DOTS using:
SDLT-14430 with LD-TRK-LPF1 extrusion

CUTLED-14430 - Cut to size in increments of 25mm (1.00")
- Wire lead (**CMG18/16T**) length to be specified (sold separately)
- Female barrel connector **DCBC-53F** (sold separately)



Features:


Tape width.....10mm (0.39")
Watts per foot.....4.4W/Ft
Lumens per foot ...354LM/Ft
Reel length.....5M (16.4Ft)
IP rating.....IP43
LED specs.....2216:240/M

Colour temperature ..3000K
Watts per meter14.4W/M
Lumens per meter.....116LM/M
Max run.....5.5M (8.2Ft)
Cutting increments....25mm (1.00")
CRI.....>90
Beam Angle120°


This tape requires 24V LED driver – sold separately (see accessories).
Can be dimmed on the primary using Lutron DVELV-300P, MAELV-600 and Legrand ADTH700 combined with appropriate dimmable driver.
The other option for dimming, on the low-voltage side, is using remote control (see accessories) – sold separately.

Artificial Intelligent RGB.

Everything you want in an RGB Tape.
Changes colours, flashes, fades, jumps streams. Offers a multiple selection of dynamic lighting effects.
This is the only tape in our selection that uses 12V DC power. All orders are custom built to customer requirements. Uses CB-M16RGB wireless remote controller (sold separately).



DLT-AI-RGB 14.4W/M – 12V DC - Indoor




Features:

Tape width.....10mm (0.39")
Watts per foot..... 4.4 W/Ft
Lumens per foot ... 150-200 LM/Ft
Reel length..... 4M (13.1Ft)
IP rating..... IP43
LED specs..... 60/M

Watts per meter 14.4W/M
Lumens per meter..... 500-660LM/M
Max run..... 4M (13.1Ft)
Cutting increments.... 50mm (1.97")
Beam Angle120°

DLT-AI-RGB-OD 14.4W/M – 12V DC - Outdoor / Waterproof

Same technical specifications as above. Tape is placed in clear silicone tube and sealed at both ends.
Field cuttable. Cut end needs to be sealed. Use "SILIC" and special end cap EC-OD (sold separately - see accessories).



Tape width.....13mm (0.51")
IP rating..... IP66



Outdoor waterproof tapes do not include double sided tape. Special plastic clips are available (**MC-OD**) – sold separately.
Waterproof tapes can also be inserted into our aluminum channels (page19). These will provide additional protection and support.

Dainolite **RGB** tape is a colour changing light source that projects a spectrum of light for any colour you desire. This tape requires a 24V DC driver paired with **RGB** controller (sold separately - see accessories), to take advantage of light colour potential!

Features:

- High output colour brightness
- Adjustable colour tuning
- Dimmable


Tape width..... 10mm (0.39")
 Watts per foot..... 5.27W/Ft
 Watts per meter.....17.3W/M
 Lumens per foot110-271LM/Ft
 IP rating.....IP33
 Cutting increments 83mm (3.28")
 LED specs..... 5050:72/M
 Beam angle120°
 Reel length..... 5M (16.4Ft)
 Max run..... 5M (16.4Ft)

DLT-173RGB

- 5M (16.4Ft) roll with 1M (39.4") lead
- Connections made direct to **RGB** controller – sold separately

CUTLED-173RGB

- Cut to size in increments of 83mm (3.28")
- Wire lead (**RGB 20/4**) length to be specified on "cut sheet" – sold separately



WATERPROOF RGB TAPE

Same technical specifications as above. Tape is placed in clear silicone tube and sealed at both ends. Field cuttable. Cut end needs to be sealed. Use "SILIC" and special end cap EC-OD (sold separately - see accessories).


DLT-OD-RGB

- 5M (16.4Ft) roll with 1M (39.4") lead

CUTLED-ODRGB

- Cut to size in increments of 83mm (3.28")

- Wire lead (**RGB15XT-OD**) length to be specified on "cut sheet" – sold separately



Outdoor waterproof tapes do not include double sided tape. Special plastic clips are available (**MC-OD**) – sold separately. Waterproof tapes can also be inserted into our aluminum channels (page19). These will provide additional protection and support.



Using the appropriate accessory to install your LED system will ensure positive connections and longevity to your installation



- CMG18-16T**
- 18 g AWM 105C/600V sleeved pair (red and black)
 - Sold by the foot
 - In many jurisdictions this sleeved wire is approved for use behind drywall
 - Check with your local authority to make sure you are compliant



- DCBC-52M**
- Male DC barrel connector
 - Dimensions: W 5.5mm (0.22") – 12/24V
 - Polarity marked for each insert – always use black wire for (-) negative and red wire for (+) positive
 - Use for making all Class II connections with stranded wire
 - Ideal connector when transitioning between ROMEX 14/2 to low voltage
 - Not to be used for 120V connections



- DCBC-53F**
- Female DC barrel connector
 - Dimensions: W 5.5mm (0.22") – 12/24V
 - Polarity marked for each insert – always use black wire for (-) negative and red wire for (+) positive
 - Use for making all Class II connections with stranded wire
 - Ideal connector when transitioning between ROMEX 14/2 to low voltage
 - Not to be used for 120V connections



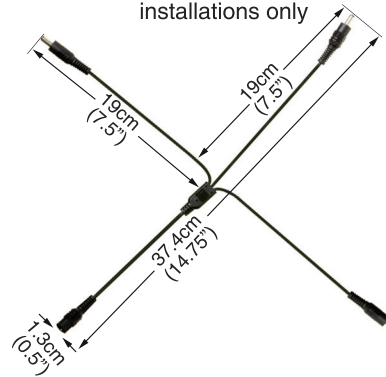
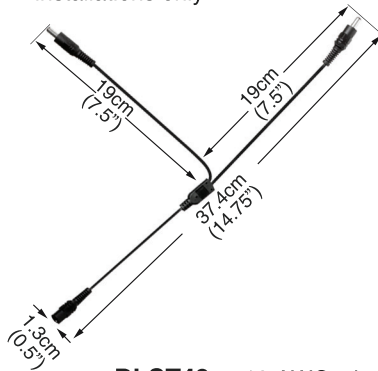
- RGB20-4**
- 20g AWM-105C/600V 4 wire (red, green, blue and black)
 - Sold by the foot. Lead wire for RGB tape.



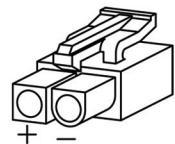
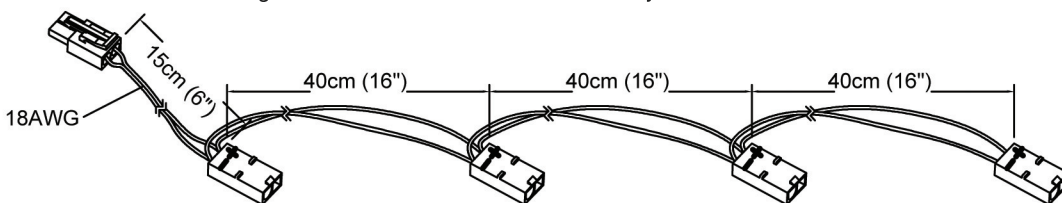
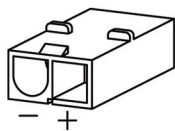
- CAW-22**
- 22g AWG – 80C/300V 3 wire (white, yellow and brown)
 - Sold by the foot. Lead wire for colour adjustable LED tape - DLT-2760

- DC-SPL-2W**
- Allows a split power output to two male DC plugs – 18AWG-12/24V
 - Designed for use in Class II installations only

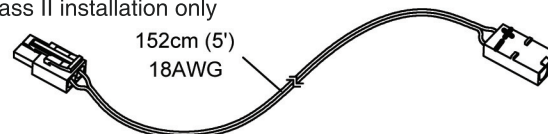
- DC-SPL-3W**
- Allows a split power output to three male DC plugs – 18AWG-12/24V
 - Designed for use in Class II installations only



- DLST42**
- 18 AWG wire harness allowing 4 light connections
 - Maximum length 137cm (54"), distance between connectors 40cm (16")
 - Please note polarity on each connector
 - Designed for use in Class II installation only



- DLST42-5**
- 18 AWG wire extension 152cm (5') complete with one male and one female connector
 - Please note polarity on each connector
 - Designed for use in Class II installation only



- ST-66**
- 8mm (0.31") wide aluminum foil tape length 9M (29.5Ft)
 - Use on unpainted wood, concrete and marble
 - Will improve adhesion to surface and increase heat dissipation for all LED tapes.
 - Indoor use only.



- 15XT-OD**
- 2 wire 20 AWG extension cord – 4.6M (15')
 - Includes water tight male and female barrel connectors
 - Use with tape: **DLT-OD-3517**



- RGB15XT-OD**
- 4 wire 20 AWG extension cord – 4.6M (15')
 - Includes water tight male and female connectors
 - Use with **RGB** tape: **DLT-OD-RGB**



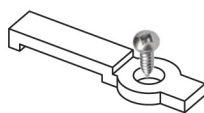

- EC-OD**
- 10MM (0.39") end cap for closing exposed section after cutting waterproof tape
 - Clear silicone should be used to secure end cap in place (see SILIC)
 - Use with: **DLT-OD-3517** and **DLT-OD-RGB**




- SILIC**
- 3.5oz tube clear silicone
 - Use to secure end cap on outdoor tape or insulate field cut joints



- MC-OD**
- Package of 10 pieces silicone mounting clips with twenty 14mm (0.5") galvanized screws.
 - Use for securing outdoor tape models: **DLT-OD-3517** and **DLT-OD-RGB**



- MC-102**
- Package of 10 plastic mounting clips with ten 10mm (0.4") galvanized screws.
 - Designed to secure LED (up to 12mm width) self-adhesive LED tape.
 - Will eliminate drooping sections once adhesive dries out.**



24V DC Constant Voltage Drivers.

Every driver in this selection has been tested for compatibility with all our 24V DC LED products. All Dainolite Ltd. LED products come with 5 year warranty providing all components in your system are supplied by Dainolite Ltd.

Please note that some drivers are not capable of dimming your installation using your primary 120V supply line. Using the inappropriate driver with non-compatible dimmer will burn out your driver and in some cases your LEDs.

Please follow the guidelines below carefully. Make all connections using appropriate connectors.

These have been thoroughly tested and will give the user complete satisfaction and longevity. Using marrets to connect supply wires to your LEDs will compromise the integrity of your installation and your warranty.

All Dainolite LEDs have a Class II amperage rating. Never connect any LED directly to high voltage 120 277 AC power.

It is recommended to load the driver no more than 80% of the labeled rating for maximum performance, longevity and warranty protection.

All drivers are Class II rated and have built-in short circuit and overload protection. Case temperature should never exceed 80°C. Operating temperature-20°C - +45°C for best performance, longevity and warranty protection.

PLUG IN DRIVERS


Designed and approved for indoor / dry location and plug into a standard 120V AC receptacle.

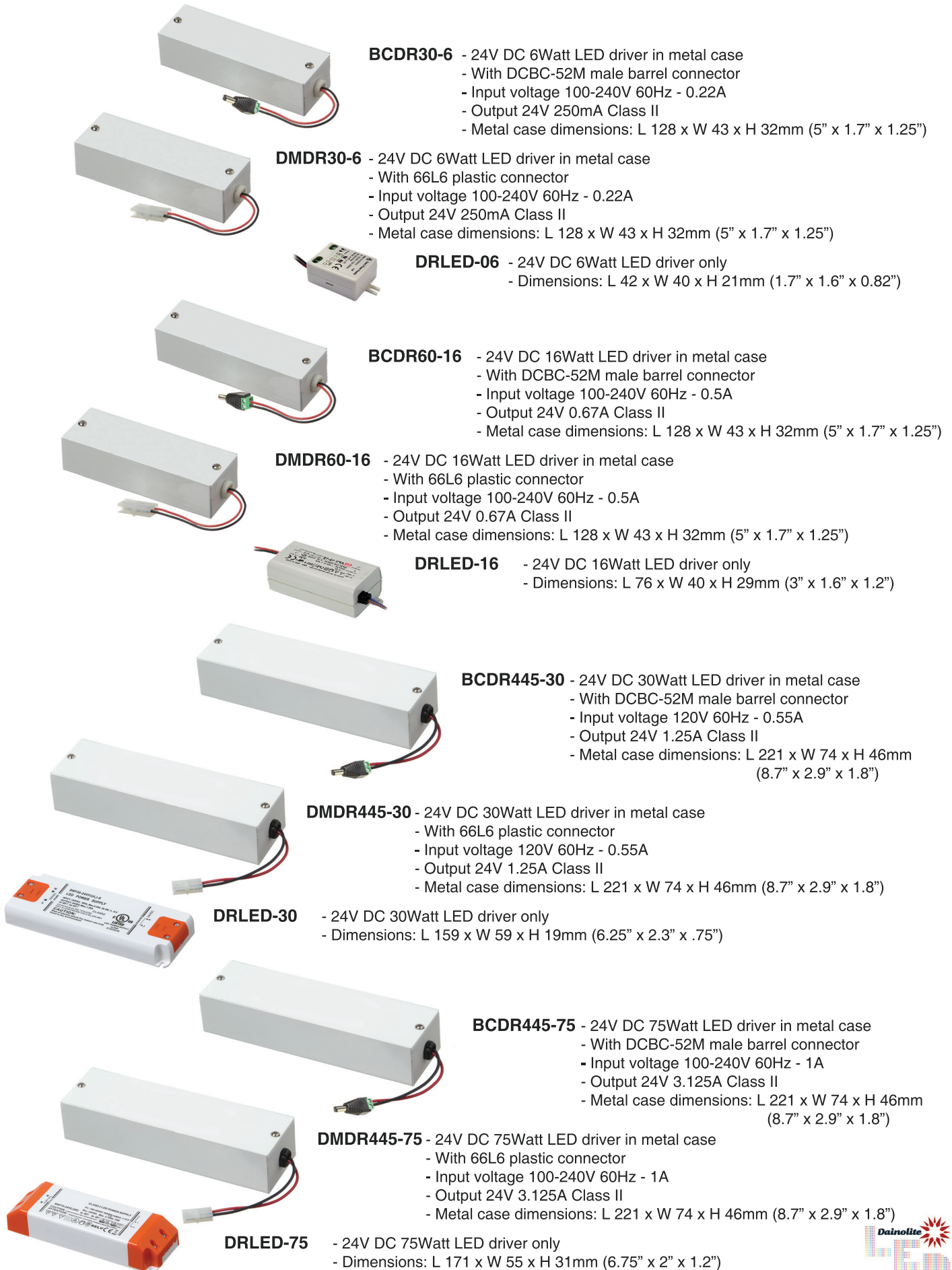


- PIDR-60** - 24V DC 60W
- Input voltage 100-240V AC 60Hz
 - Output 24V 2.5A Class II
 - Dimensions: L 123 x W 55 x H 33mm (5" x 2" x 1.3")
 - Output cable 1.8M (6Ft) 22AWG DC cable width 5.5mm (0.21") male barrel connector
 - Input AC cable 1.8M (6Ft) SPT-2 18AWG with molded 2 prong plug
 - Colour - Black



- PIDR-96** - 24V DC 96W
- Input voltage 100-240V AC 60Hz
 - Output 24V 4A Class II
 - Dimensions: L 154 x W 62 x H 38mm (6" x 2.5" x 1.5")
 - Output cable 1.8M (6Ft) 16AWG DC cable with 5.5mm (0.21") male barrel connector
 - Input AC cable 1.8M (6Ft) SVT-3 18AWG with molded 3 prong grounded plug
 - Colour - Black




24V DC constant voltage **non-dimmable series****HARD WIRE DRIVERS**

HARD WIRE DIMMABLE DRIVERS 24V DC constant voltage

These drivers are compatible for use with Lutron MAELV-600 and Legrand ADTH700 dimmers. Use of any other make or model could void your warranty.


BCDR43-20

- 24V DC 20Watt dimmable LED driver in metal case
- With DCBC-52M male barrel connector
- Input voltage 90-135V 60Hz - 0.3A
- Output 24V 0.83A Class II
- Metal case dimensions: L 215 x W 62 x H 46mm (8.5" x 2.4" x 1.8")



DMDR43-20

- 24V DC 20Watt dimmable LED driver in metal case
- With 66L6 plastic connector
- Input voltage 90-135V 60Hz - 0.3A
- Output 24V 0.83A Class II
- Metal case dimensions: L 215 x W 62 x H 46mm (8.5" x 2.4" x 1.8")




DRDIM-20

- 24V DC 20Watt dimmable LED driver only
- Dimensions: L 140 x W 45 x H 28mm (5.5" x 1.8" x 1.1")




BCDR43-30

- 24V DC 30Watt dimmable LED driver in metal case
- With DCBC-52M male barrel connector
- Input voltage 100-120V 60Hz - 0.3A
- Output 24V 1.1A Class II
- Metal case dimensions: L 215 x W 62 x H 46mm (8.5" x 2.4" x 1.8")



DMDR43-30

- 24V DC 30Watt dimmable LED driver in metal case
- With 66L6 plastic connector
- Input voltage 100-120V 60Hz - 0.3A
- Output 24V 1.1A Class II
- Metal case dimensions: L 215 x W 62 x H 46mm (8.5" x 2.4" x 1.8")




DRDIM-30

- 24V DC 30Watt dimmable LED driver only
- Dimensions: L 171 x W 48 x H 25mm (6.75" x 1.9" x 1")




BCDR43-45

- 24V DC 45Watt dimmable LED driver in metal case
- With DCBC-52M male barrel connector
- Input voltage 100-120V 60Hz - 0.35A
- Output 24V 1.6A Class II
- Metal case dimensions: L 221 x W 73 x H 45mm (8.7" x 2.9" x 1.8")



DMDR43-45

- 24V DC 45Watt dimmable LED driver in metal case
- With 66L6 plastic connector
- Input voltage 100-120V 60Hz - 0.35A
- Output 24V 1.6A Class II
- Metal case dimensions: L 221 x W 73 x H 45mm (8.7" x 2.9" x 1.8")




DRDIM-45

- 24V DC 45Watt dimmable LED driver only
- Dimensions: L 180 x W 60 x H 34mm (7" x 2.4" x 1.3")



BCDR445-60 **

- 24V DC 60Watt dimmable LED driver in metal case
- With DCBC-52M male barrel connector
- Input voltage 120V 60Hz 0.5A
- Output 24V DC 60W Class II
- Metal case dimensions L 221 x W 74 x H 46mm (8.7" x 2.9" x 1.8")



DRLED-96-DIM **

- 24V DC 96Watt dimmable LED driver only
- Dimensions: L 230 x W 70 x H 43mm (9" x 2.75" x 1.7")



ODB-100403

- Waterproof outdoor LED driver case - CUL approved
- Will accommodate all sizes Dainolite Ltd drivers and controllers
- Case has no holes – user needs to make holes and use appropriate water tight fittings.
- Plastic case dimensions: L 254 x W 86 x H 71mm (10" x 3.4" x 2.8")



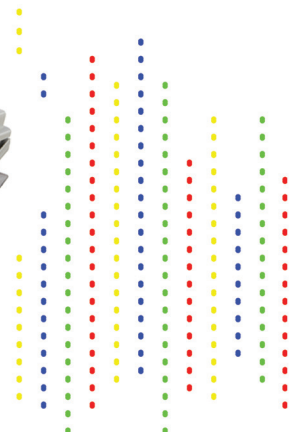
DRDIM-60 **

- 24V DC 60Watt dimmable LED driver only
- Dimensions: L 107 x W 45 x H 25mm (4.2" x 1.8" x 1")



BCDR43-96 **

- 24V DC 96Watt dimmable LED driver in metal case
- With DCBC-52M male barrel connector
- Input voltage 90-135V 60Hz
- Output 24V DC 96W Class II 4.16A
- Metal case dimensions L 380 x W 77 x H 57mm (15" x 3.0" x 2.25")



Controllers on this page are designed for use with Dainolite LED tapes only.
Do not use with LED cabinet lights, mini pot lights, or recessed gimbal.

CB-RGB

RF wireless RGB inline LED remote controller.

Must be paired with appropriate wattage “non-dimmable” 24V driver.

**Features:**

- Remote can be used with 12V or 24V systems
- Uses the latest technology to deliver functional LED colour control in a small package
- The touch sensitive RF remote offers numerous colour choices with 10-100% dimming
- Has dynamic modes that jump, fade, or flash
- Brightness adjustments
- Speed adjustment
- Auto mode cycles through all dynamic modes
- One remote control can be paired with maximum 6 “MINI” receivers **M3-3A** - (purchased separately). Maximum wattage 24V-216W
- 39M (130') control range
- All receivers must be used with separate driver
- Ships with 3V battery installed (not covered by warranty)
- Control dimensions: 100mm x 50mm x 9mm (4" x 2" x 0.4")
- Receiver dimensions: 127mm x 30mm x 20mm (5.3" x 1.2" x 0.75")
- 3 year limited warranty

CB-DIM

RF wireless LED sync dimmer kit.

Must be paired with appropriate wattage “non-dimmable” 24V driver.

**Features:**

- Remote can be used with 12V or 24V systems
- Uses the latest technology to deliver dimming control in a small neat package
- Touch sensitive RF remote offers smooth 5-100% dimming
- Quick control buttons offer 50% and 100% instantaneous dimming
- Comes with convenient wall mount holster
- One remote control can be paired with maximum 6 “MINI” receivers **M3-3A** - (purchased separately). Maximum wattage 24V-216W
- 39M (130') control range
- All receivers must be used with separate driver
- Ships with 3V battery installed (not covered by warranty)
- Control dimensions: 100mm x 50mm x 9mm (4" x 2" x 0.4")
- Receiver dimensions: 127mm x 30mm x 20mm (5.3" x 1.2" x 0.75")
- 3 year limited warranty

CB-CCT

RF wireless LED colour temperature controller. Must be paired with appropriate wattage “non-dimmable” 24V driver.

**Features:**

- Remote can be used with 12V or 24V systems
- Uses advanced RF wireless technology to adjust colour temperature 2700K – 6000K
- Use only for Dainolite tape **DLT-2760**
- One remote control can be paired with maximum 6 “MINI” receivers **M3-3A** - (purchased separately). Maximum wattage 24V-216W
- All receivers must be used with separate driver
- 39M (130') control range
- Ships with 3V battery installed (not covered by warranty)
- Control dimensions: 100mm x 50mm x 9mm (4" x 2" x 0.4")
- Receiver dimensions: 127mm x 30mm x 20mm (5.3" x 1.2" x 0.75")
- 3 year limited warranty

CB-M16RGB

RF wireless AI-RGB remote controller.

Must be paired with appropriate wattage “non-dimmable” 12-24V driver.

**Features:**

- Uses the latest technology to deliver multi-functional LED colour control and motion
- Offers multiple selections of dynamic lighting effects
- Has brightness and speed adjustments
- Can change the direction in which lights move
- Has various built-in changing effects and customized scene models delivering fantastic colour
- 40-50M (130-160') control range
- Ships with 3V battery installed (not covered under warranty)
- Control dimensions: 100mm x 60mm x 9mm (4 x 2.4 x 0.4")
- Receiver dimensions: 128mm x 30mm x 20mm (5.4" x 1.2" x 0.75")
- 3 year limited warranty
- Use only with DLT-AI-RGB and DLT-AI-RGB-OD

CR2032

3V Lithium replacement battery for all hand held remotes.





CB-WIFI-103



This WiFi controller puts the ON / OFF, dimming, RGB colour control and the colour temperature control of your LED lights into your mobile device. It is compatible with all Apple and Android products. App for this operation is free and is effortlessly downloaded to your device.

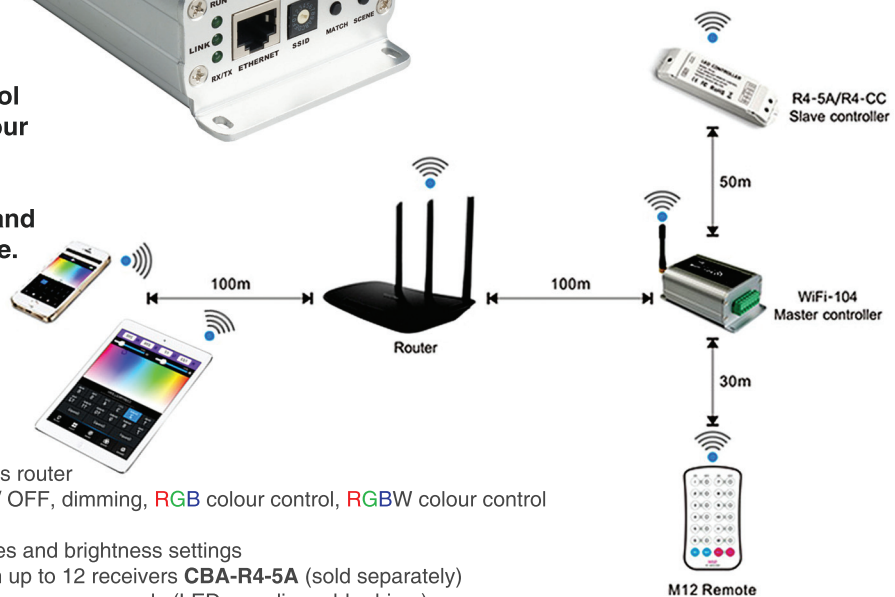
Features:

- Controller creates its own WiFi network so it will not interfere with your existing internet signal.
- One controller can be used for RGB, colour temperature adjustment, single colour dimmer
- Includes a multitude of built-in modes and brightness settings
- Controller can be paired with up to 6 receivers **CBA-T3-CV** (sold separately)
- Each receiver should be used with own power supply (LED non-dimmable driver)
- Maximum load for total system should not exceed 288W at 24V DC
- Control range is 39M (130') line of sight
- Adjustable SSID settings allow for 16 different WiFi controllers to be operated as their own WiFi device in one space
- Master control dimensions: 127mm x 76mm x 50mm (5" x 3" x 2")
- **CBA-T3-CV** receiver dimensions: 153mm x 44mm x 30mm (6" x 1.75" x 1.2")
- 5 year limited warranty

WiFi-CB-12-104




The ultimate WiFi controller. It puts the ON / OFF, dimming, RGB colour control, RGBW colour control and the colour temperature control of your LED lights into your mobile device. It is compatible with all Apple and Android products. App for this operation is free and is effortlessly downloaded to your device. It also comes with separate hand held RF remote.



Features:

- Can be used with or without wireless router
- One controller can be used for ON / OFF, dimming, RGB colour control, RGBW colour control and colour temperature control
- Includes a multitude of built-in modes and brightness settings
- Master controller can be paired with up to 12 receivers **CBA-R4-5A** (sold separately)
- Each receiver should be used with own power supply (LED non-dimmable driver)
- Maximum load for total system should not exceed 384W at 24V DC
- Control range is 39M (130') line of sight
- Adjustable SSID settings allow for 16 different WiFi controllers to be operated as their own WiFi device in one space
- Master control dimensions: 119mm x 75mm x 44mm (4.7" x 3" x 1.75")
- **CBA-R4-5A** receiver dimensions: 178mm x 44mm x 30mm (7" x 1.75" x 1.2")
- 5 year limited warranty

22502-BK



29012-MT-SV



24003-BK



24103-BK



36501



22502-BK

12/24 Hour Clock
Black
Sweep Style Second Hand
Glass Face
Dimensions: 12"diam.
Battery Powered
Battery: 1 x "AA"
Not Included

29012-MT-SV

Quartz Clock
Silver
Sweep Style Second Hand
Plastic Face
Dimensions: 14"diam.
Battery Powered
Battery: 1 x "AA"
Not Included

24103-BK

Wall Clock
Black
Plastic Face
Dimensions: 10"diam.
Battery Powered
Battery: 1 x "AA"
Not Included

24003-BK

Round Wall Clock
Black
Plastic Face
Dimensions: 8"diam.
Battery Powered
Battery: 1 x "AA"
Not Included

36505

Desk/Travel Alarm Clock
Grey
12/24 hour formats
Shows temperature
Sound Alarm and Snooze
Electro-luminescent back light
Plastic Face
Dimensions: 3.5"H x 2.5"W
Battery Powered
AAA Battery
Not Included







LED Lighted Mirrors, 3000K, 80+CRI, Dimmable, Hardwired

Opposite Page:

MLED-3626-IL - Rectangular

Rectangular Inside Illuminated Mirror

Silver - Mirror

Dimensions:

36"H x 26"L x 1.5"D - 28 lbs.

LED Max:40W Included

3400 Lumens

INSTALL HORIZONTAL

or

VERTICAL

Also Available:

MLED-3224-IL - Rectangular

Rectangular Inside Illuminated Mirror

Silver - Mirror

Dimensions:

32"H x 24"L x 1.5"D - 23 lbs.

LED Max:31W Included

2650 Lumens

MLED-3636-IL - Square

36" Square Inside Illuminated Mirror

Silver - Mirror

Dimensions: 36"H x 36"L x 1.5"D - 36 lbs.

LED Max:51W Included

4350 Lumens

Above:

MLED-3030R-IL - Round

Round Inside Illuminated Mirror

Silver - Mirror

Dimensions:

30"H x 30"L x 1.5"D - 23 lbs.

LED Max:31W Included

2640 Lumens

Also Available:

MLED-2823E-IL - Oval

Oval Inside Illuminated Mirror

Silver - Mirror

Dimensions:

28"H x 23"L x 1.5"D - 17 lbs.

LED Max:24W Included

2100 Lumens

MLED-3528E-IL - Oval

Oval Inside Illuminated Mirror

Silver - Mirror

Dimensions: 35"H x 28"L x 1.5"D - 25 lbs.

LED Max:33W Included

2800 Lumens

* Recommended dimmers for all models: LUTRON DVELV-300P and MAELV-600 only.







LED Backlit Mirrors, 3000K, 80+ CRI, Dimmable, Hardwired

Opposite Page:

MLED-2328E-BLT - Oval

Oval Backlit Mirror
Silver - Mirror
Dimensions:
28"H x 23"L x 1.5"D - 17 lbs.
LED Max:15W Included
1275 Lumens

**INSTALL HORIZONTAL
or
VERTICAL**

Also Available:

MLED-2835E-BLT - Oval

Oval Backlit Mirror,
Silver - Mirror
Dimensions:
35"H x 28"L x 1.5"D - 25 lbs.
LED Max:23W Included
1950 Lumens

MLED-30R-BLT - Round

Round Backlit Mirror
Silver - Mirror
Dimensions: 30"H x 30"L x 1.5"D - 23 lbs.
LED Max:22W Included
1870 Lumens

Above:

MLED-2636-BLT - Rectangular

Rectangular Backlit Mirror
Silver - Mirror
Dimensions:
36"H x 26"L x 1.5"D - 28 lbs.
LED Max:30W Included
2550 Lumens

Also Available:

MLED-2432-BLT - Rectangular

Rectangular Backlit Mirror
Silver - Mirror
Dimensions:
32"H x 24"L x 1.5"D - 23 lbs.
LED Max:27W Included 2300 Lumens

MLED-36SQ-BLT - Square

Square Backlit Mirror
Silver - Mirror
Dimensions: 36"H x 36"L x 1.5"D - 36 lbs.
LED Max:35W Included
2975 Lumens

* Recommended dimmers for all models: LUTRON DVELV-300P and MAELV-600 only.





DLED410-W-PC



902WLED-OB



902WLED-SC



902WLED-VB

DLED410-W-PC

Wall Sconce with Gooseneck LED Reading Lamp
 Polished Chrome,
 White Fabric Shade #195F
 Shade: 7"H x 8" Diam.
 Adjustable
 Dimensions: 14"H x 8"L x 9"D
 1 x GU24 Max:26W Not Included
 LED: 3W, 3000K, 250 Lumens

DLED410-W-SC

Satin Chrome/White Fabric Shade

902WLED-SC

LED Swing Arm Wall Lamp
 Satin Chrome
 C/w 24" Cord Cover
 Canopy: 6"H x 1"D x 4.5"W
 Dimensions: 30"H x 20"L x 4.5"W
 1 x LED Max:6W Included
 3000K, CRI 80+
 600 Lumens


902WLED-OB

Oil Brushed Bronze

902WLED-VB

Vintage Bronze

DLEDW-263



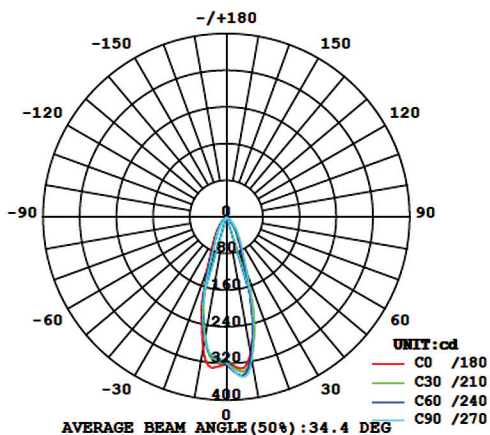
DLEDW-263-OB



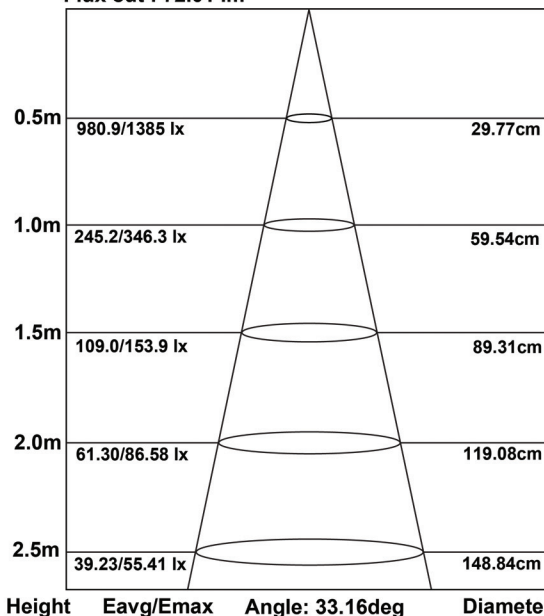
DLEDW-263-SV

Features:

- Products Name: LED Wall Lamp
- LED Source: Osram high power LED 3W
- LED Driver: AED04 120VAC input.
- Beam Angle: 35°
- Typical power consumption 3W
- Lumens output: 210Lm
- Standard Color Rendering Index (CRI)82
- Oil Brushed Bronze/Silver Finish with 9' Plug Cord
- Dimensions: 4.5"H x 4.5"L x 14.5"W
(11.5 x 11.5 x 37cm)
- CRI - 80+
- CCT - 3800K
- For dry location installation only
- 3 year limited warranty



Flux out : 72.01 lm



825-LEDP24-BK



825-LEDP24-WH



825-LEDP18-WH



825-LEDP18-BK

**825-LEDP24-WH**

LED Pendant
 White - Aluminum
 Canopy: 2"H x 11" Diam.
 Cable - 4'
 Adjustable
 Dimensions: 4"H x 24"L x 24"D - 10 lbs.
 1 x LED Max:36W Included
 3000K, 80+ CRI, 3000 Lumens
 Dimmable

825-LEDP18-WH

LED Pendant
 White - Aluminum
 Canopy: 2"H x 11" Diam.
 Cable - 4'
 Adjustable
 Dimensions: 4"H x 18"L x 18"D - 9 lbs.
 1 x LED Max:30W Included
 3000K, 80+ CRI, 2500 Lumens
 Dimmable

825-LEDP24-BK

Black - Aluminum

825-LEDP18-BK

Black - Aluminum



Use only Lutron DVELV-300P, MAELV-600 and Legrand ADTH700 dimmers.

TDLED-17FH-BK



TDLED-17FH-WH



TDLED-24LP-RD

**TDLED-24LP-BK**

22 Watt Led Tapered Drum Shade
Polished Chrome Hardware
Shade Color: 795 Red - Fabric
Shade: 8"H x 20"Top diam. x 24"Bot diam.
Removable Fabric Diffuser
Canopy: 1"H x 4.5" Diam.
Fractional Rods - 39" (8"+11"+20")
Adjustable
Dimensions: 8"H x 24"L x 24"D - 6 lbs.
1 x LED Max:22W Included
3000K, 80+ CRI, Dimmable
1800 Lumens

TDLED-24LP-RD

22 Watt Led Tapered Drum Shade
Shade Color: 797 Black - Fabric

TDLED-24LP-WH

22 Watt Led Tapered Drum Shade
Shade Color: 790 White - Fabric

TDLED-17FH-BK

14 Watt Led Tapered Drum Shade
Shade Color: 797 Black - Fabric
Shade: 6"H x 14"Top diam. x 17"Bot diam.
Removable Fabric Diffuser
Canopy: 1"H x 10.5" Diam.
Dimensions: 6"H x 17"L x 17"D - 10 lbs.
1 x LED Max:14W Included
3000K, 80+ CRI, Dimmable
1100 Lumens

TDLED-17FH-WH

14 Watt Led Tapered Drum Shade
Shade Color: 790 White - Fabric

TDLED-17FH-RD

14 Watt Led Tapered Drum Shade
Shade Color: 795 Red - Fabric

Use only **Lutron DVELV-300P**, **MAELV-600** and **Legrand ADTH700** dimmers.




EMLED-17P-RD



EMLED-13P-BK



EMLED-13P-WH

**EMLED-17P-RD**

1 Light LED Pendant
Polished Chrome / Red Shade
Canopy: 1"H x 4.5" Diam.
Dimensions:
17"H x 3" Top diam. x 17.25" Bot diam.
1 x LED Max: 22W Included
Colour Temperature 3000K
Lumens: 1800
Dimmable

EMLED-17P-BK

1 Light LED Pendant
Polished Chrome / Black Shade

EMLED-17P-WH

1 Light LED Pendant
Polished Chrome / White Shade

EMLED-13P-BK

1 Light LED Pendant
Polished Chrome / Black Shade
Canopy: 1"H x 4.5" Diam.
Dimensions:
12.5"H x 3" Top diam. x 12.75" Bot diam.
1 x LED Max: 14W Included
Colour Temperature 3000K
Lumens: 1100
Dimmable

EMLED-13P-WH

1 Light LED Pendant
Polished Chrome/ White Shade

EMLED-13P-RD

1 Light LED Pendant
Polished Chrome / Red Shade



Use only Lutron DVELV-300P, MAELV-600 and Legrand ADTH700 dimmers.


CFLED-1512-SC



PLD-1516-SC



CFLED-1516-SC



PLD-1520-SC



Mackerel Glass, LED

Model	Size	Watt	LED Lumens	Delivered Lumens	CCT	Beam Angle	Diffuser type
CFLED-1512-SC	305 x 76mm (12" x 3")	12W	900	675	3000K	180°	Mackerel Glass
CFLED-1516-SC	410 x 114mm (16" x 4.5")	16W	1300	980	3000K	116°	Mackerel Glass
PLD-1516-SC	410 x 114mm (16" x 4.5")	16W	1300	980	3000K	116°	Mackerel Glass
PLD-1520-SC	457 x 152mm (18" x 6")	20W	1600	980	3000K	116°	Mackerel Glass

Use only **Lutron DVELV-300P, MAELV-600 and Legrand ADTH700** dimmers.

VLD-311-PC



VLD-313-PC



VLD-314-PC



VLD-315-PC

**VLD-311-PC**

LED Wall Sconce
 Polished Chrome
 White Cased Glass
 Canopy: 5.25"H x 0.75"D x 11.25"W
 Dimensions:
 5.25"H x 11"L x 3.5"D - 5 lbs.
 1 x LED Max:14W Included
 3000K, 80+CRI
 1250 Lumens

VLD-313-PC

LED Vanity Fixture
 Polished Chrome
 White Cased Glass
 Canopy: 5.25"H x 0.75"D x 24.5"W
 Dimensions:
 5.25"H x 24"L x 3.5"D - 8 lbs.
 1 x LED Max:36W Included
 3000K, 80+CRI
 3240 Lumens

VLD-314-PC


LED Vanity Fixture
 Polished Chrome
 White Cased Glass
 Canopy: 5.25"H x 0.75"D x 32.5"W
 Dimensions:
 5.25"H x 32"L x 3.5"D - 12 lbs.
 1 x LED Max:50W Included
 3000K, 80+CRI
 4500 Lumens

VLD-315-PC

LED Vanity Fixture
 Polished Chrome
 White Cased Glass
 Canopy: 5.25"H x 0.75"D x 46"W
 Dimensions:
 5.25"H x 44"L x 3.5"D - 16 lbs.
 1 x LED Max:72W Included
 3000K, 80+CRI
 6450 Lumens



Use only Lutron MAELV-600 and Legrand ADTH700 dimmers.



VLD-2325-SC



VLD-2337-SC



VLD-2349-SC

VLD-2325-SC
 LED Vanity Fixture
 Satin Chrome
 White Acrylic
 Canopy: 4.5"H x 1"D x 25"W
 Dimensions:
 5.25"H x 25"L x 5"D
 1 x LED Max:28W Included
 3000K, 80+CRI
 2520 Lumens

VLD-2337-SC
 LED Vanity Fixture
 Satin Chrome
 White Acrylic
 Canopy: 4.5"H x 1"D x 36.75"W
 Dimensions:
 5.25"H x 36.75"L x 5"D
 1 x LED Max:36W Included
 3000K, 80+CRI
 2880 Lumens

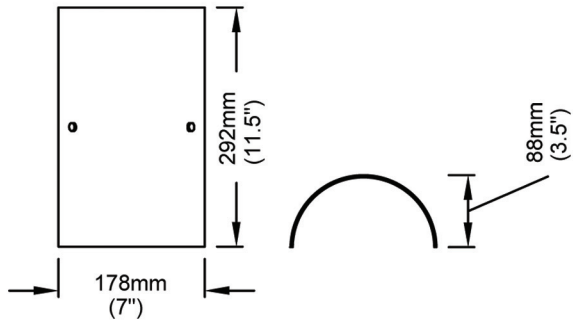
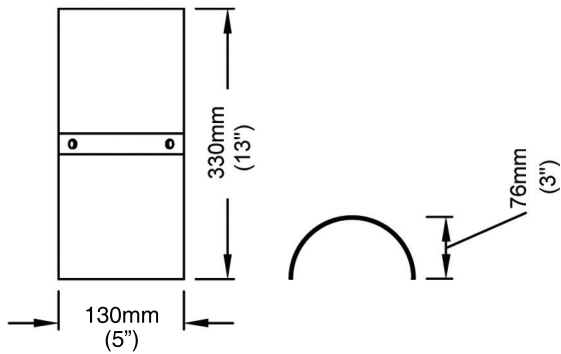
VLD-2349-SC
 LED Vanity Fixture
 Satin Chrome
 White Acrylic
 Canopy: 4.5"H x 1"D x 48.75"W
 Dimensions:
 5.25"H x 48.75"L x 5"D
 1 x LED Max:48W Included
 3000K, 80+CRI
 3880 Lumens

Use only **Lutron DVELV-300P, MAELV-600 and Legrand ADTH700** dimmers.



Description:

- All wall sconces use white opal glass
- 5 year factory warranty.

DLED3309WS**DLED3413WS-SC**

Decorative metal accent available in Satin Chrome (SC) or Polished Chrome (PC). This fixture includes glass diffuser.

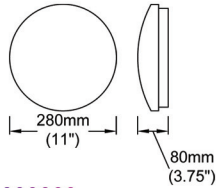
Model	Size	Watt	LED Lumens	Delivered Lumens	CCT	Beam Angle	Diffuser type
DLED3309WS	305 x 178 x 76mm (12" x 7" x 3")	9W	900	675	3000K	116°	Glass
DLED3413WS	330 x 130 x 76mm (13" x 5" x 3")	14W	1300	980	3000K	116°	Glass

Description:

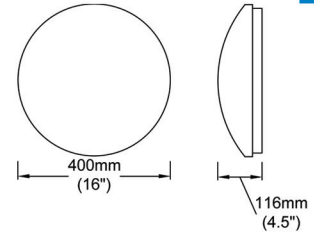
- These lights provide general illumination in commercial and residential applications.
- Ideal for use in closets, foyers, hallways, corridors, living rooms, bedrooms, offices, stairways and more.
- All models are designed to be dimmed using an ELV-Triac dimmer. Best choice Lutron DVELV-300P and MAELV-600, Legrand ADTH700.
- All models 3000K and CRI>80.
- 5 year factory warranty.
- Energy star qualified.



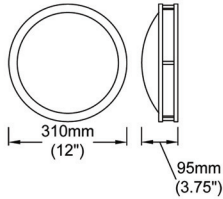
CFLED-A1114



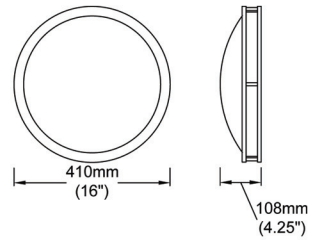
CFLED-A1622



**CFLED-C1218-SC
-BZ**

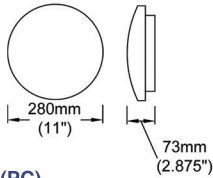


**CFLED-C1626-BZ
-SC**

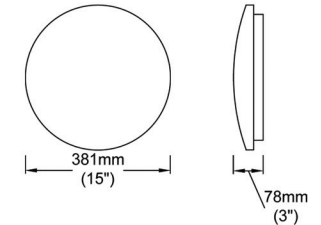


Decorative metal accent available in Satin Chrome (SC) or Bronze (BZ)

**CFLED-L1114-SC
-PC**

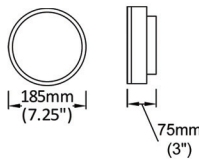


**CFLED-L1522-SC
-PC**

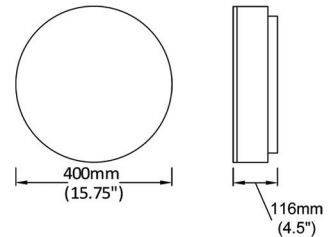


Decorative metal accent available in Satin Chrome (SC) or Polished Chrome (PC)

**CFLED-6008-SC
-PC**

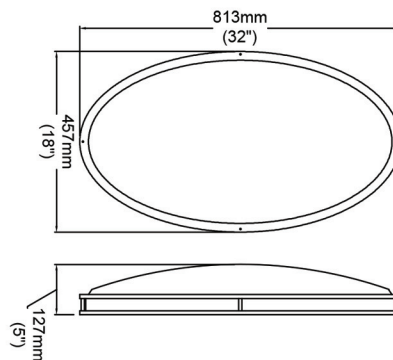


**CFLED-6016-SC
-PC**



Decorative metal accent available in Satin Chrome (SC) or Polished Chrome (PC). This fixture includes glass diffuser.

CFLED-C3248-SC



CFLED-C3248-BZ



Decorative metal accent available in Satin Chrome (SC) or Bronze (BZ)

* CFLED-3248-BZ - available by special order only - min. quantity 48 pieces

Model	Size	Watt	LED Lumens	Delivered Lumens	CCT	Beam Angle	Diffuser type
CFLED-6008	185mm(7.25") Ø	8W	600	400	3000K	110°	Glass
CFLED-6016	400mm(15.75") Ø	19W	1600	1200	3000K	110°	Glass
CFLED-A1114	280mm(11") Ø	14W	1100	780	3000K	119°	Rigid Plastic
CFLED-A1622	400mm(16") Ø	22W	1800	1350	3000K	116°	Rigid Plastic
CFLED-C1218	310mm(12") Ø	18W	1290	968	3000K	116°	Rigid Plastic
CFLED-C1626	410mm(16") Ø	26W	1850	1380	3000K	116°	Rigid Plastic
CFLED-C3248	457mm(18") x 813mm(32")	48W	3360	2856	3000K	110°	Rigid Plastic
CFLED-L1114	280mm(11") Ø	14W	980	735	3000K	110°	Acrylic
CFLED-L1522	381mm(15") Ø	22W	1640	1240	3000K	110°	Acrylic



Dainolite Ltd.
1401 Courtney Park Drive East
Mississauga, Ontario
Canada L5T 2E4
Tel: 905.564.1262
Fax: 905.564.1299

Dallas Market Center
Showroom # 4303
2100 Stemmons Freeway
Dallas, Texas
USA 75207

General inquires:
dainolite@dainolite.com

www.dainolite.com

Printed in Canada 2016
\$ 15.00